

June 1 U.S. Holdings

Sponsored by



37 Million Fresh-Market Holdings

DOWN
8% YOY

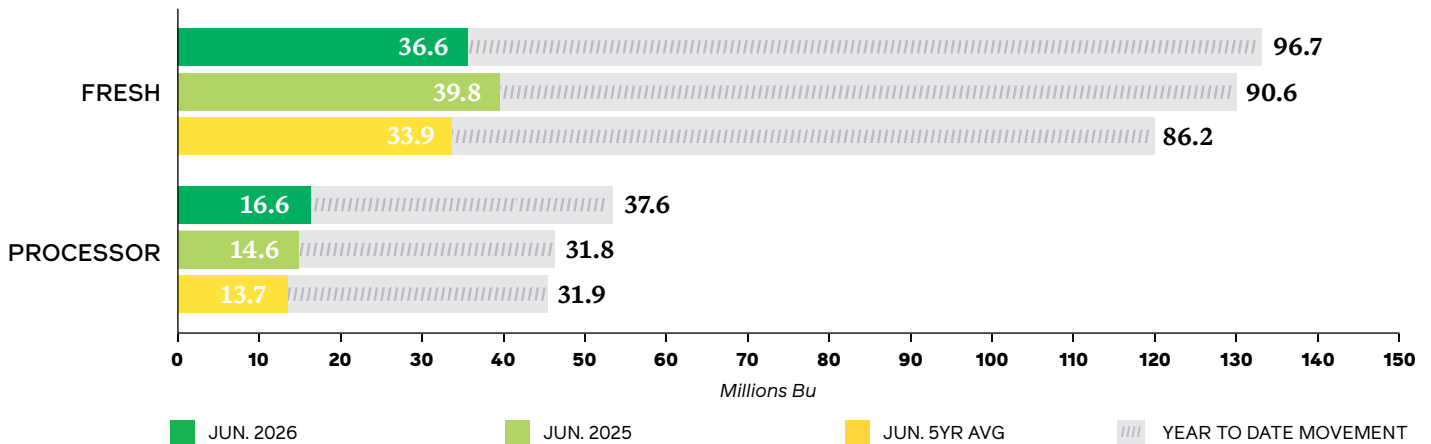
U.S. fresh apple holdings on June 1, 2026 totaled 37 million bushels, 8 percent less than the inventories reported last June and 8 percent more than the June five-year average.

17 Million Processing Apple Holdings

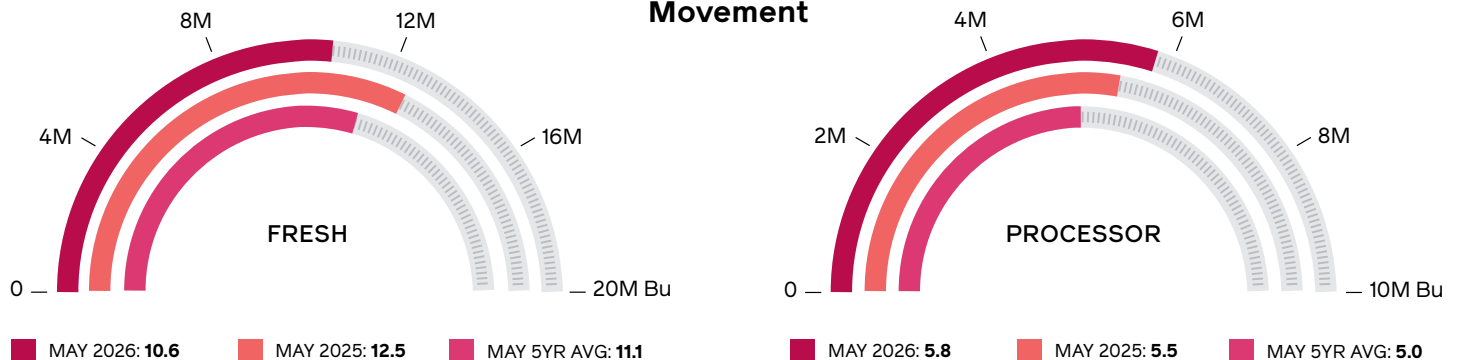
UP
14% YOY

U.S. processing apple holdings on June 1, 2026 totaled 17 million bushels, 14 percent more than the inventories reported last June and 20 percent more than the June five-year average.

Holdings



Movement



Tables & Figures

TABLES

Table 1:	USAppleTracker Summary.....	2
Table 2:	U.S. Apple Holdings: State Summary.....	3
Table 3:	U.S. Apple Holdings: Variety Summary.....	3
Table 4:	U.S. Apple Holdings: State History.....	4
Table 5:	U.S. Apple Holdings: Variety History.....	4
Table 6:	U.S. Apple Holdings: Total Detail.....	5
Table 7:	U.S. Apple Holdings: Fresh Detail.....	6
Table 8:	U.S. Apple Holdings: Processing Detail.....	7
Table 9:	U.S. Apple Movement: State Summary.....	8
Table 10:	U.S. Apple Movement: Variety Summary.....	8
Table 11:	U.S. Apple Movement: State History.....	9
Table 12:	U.S. Apple Movement: Variety History.....	9
Table 13:	U.S. Apple Performance: Variety Detail.....	10
Table 14:	European Apple Holdings: Country Summary.....	12
Table 15:	European Apple Holdings: Variety Summary.....	12

FIGURES

Figure 1:	U.S. Fresh Apple Exports.....	11
Figure 2:	U.S. Fresh Apple Imports.....	11
Figure 3:	U.S. Fresh Apple Net Trade: Crop YTD.....	11
Figure 4:	U.S. Apple Juice Concentrate Net Trade: Crop YTD.....	11

Table 1:
USAppleTracker
Summary
 (Millions of 42-lb Bushels)

JUNE 2026		2025/26	2024/25	5-YR AVERAGE
Total Holdings		53.2	54.4	47.6
By Use	Fresh	36.6	39.8	33.9
	Processing	16.6	14.6	13.7
By Storage Type	Regular	11.8	13.0	10.4
	CA	41.4	41.3	37.3
Total Movement (prior month)		(16.4)	(18.0)	(16.1)
By Use	Fresh	(10.6)	(12.5)	(11.1)
	Processing	(5.8)	(5.5)	(5.0)
By Storage Type	Regular	(3.9)	(3.9)	(3.3)
	CA	(12.5)	(14.2)	(12.8)



Table 2: U.S. Apple Holdings: State Summary (42-lb Bushels)

JUNE 2026	TOTAL		FRESH		PROCESSING	
	REGULAR	CONTROLLED ATMOSPHERE	REGULAR	CONTROLLED ATMOSPHERE	REGULAR	CONTROLLED ATMOSPHERE
United States	11,821,445	41,359,784	8,909,998	27,717,301	2,911,448	13,642,483
California	13,720	39,940	0	24,260	13,720	15,680
Connecticut	1,460	6,272	1,460	4,632	0	1,640
Idaho	0	0	0	0	0	0
Indiana	6,969	3,702	6,315	0	653	3,702
Maryland	7,267	68,714	0	0	7,267	68,714
Massachusetts	7,734	1,960	7,734	1,960	0	0
Michigan	0	1,329,000	0	407,000	0	922,000
North Carolina	71,594	56,236	653	24,064	70,941	32,171
New Hampshire	4,816	1,048	4,816	1,048	0	0
New York	495,522	4,015,350	254,570	1,330,067	240,952	2,685,283
Ohio	3,441	4,384	3,441	3,858	0	526
Oregon	38,687	221,144	30,113	159,571	8,574	61,573
Pennsylvania	131,370	854,187	22,516	564,410	108,854	289,776
Virginia	80,350	234,795	42,068	35,315	38,282	199,480
Washington	10,955,031	34,485,921	8,532,827	25,139,554	2,422,204	9,346,367
West Virginia	3,484	37,131	3,484	21,560	(0)	15,571
Other States	0	0	0	0	0	0

Other States include Delaware, Maine, Utah, Wisconsin and any other suppressed (S) state data.

Table 3: U.S. Apple Holdings: Variety Summary (42-lb Bushels)

JUNE 2026	TOTAL		FRESH		PROCESSING	
	REGULAR	CONTROLLED ATMOSPHERE	REGULAR	CONTROLLED ATMOSPHERE	REGULAR	CONTROLLED ATMOSPHERE
Total Varieties	11,821,445	41,359,784	8,909,998	27,717,301	2,911,448	13,642,483
Ambrosia	337,889	528,188	162,270	243,947	175,619	284,242
Cortland	26,883	126,233	24,765	10,472	2,118	115,761
Cosmic Crisp ®	2,728,391	5,043,038	2,349,847	3,774,915	378,544	1,268,123
Empire	38,050	215,778	32,193	70,660	5,856	145,118
Envy ®	554,785	533,786	414,561	381,629	140,224	152,157
Fuji	902,892	3,219,773	726,106	2,518,378	176,785	701,396
Gala	512,655	5,229,076	398,686	4,253,618	113,968	975,459
Golden Delicious	449,718	2,336,553	318,426	1,098,519	131,292	1,238,034
Granny Smith	1,379,557	5,973,083	982,122	4,586,282	397,435	1,386,801
Honeycrisp	1,292,417	5,554,843	787,842	2,948,086	504,575	2,606,756
Idared	37,024	1,002,294	726	10,940	36,298	991,354
Jonathan	26	46,548	26	8,907	0	37,641
McIntosh	96,734	280,087	85,633	65,779	11,100	214,308
Mutsu/Crispin	6,895	130,183	1,309	6,489	5,586	123,694
Newtown Pippin	13,720	13,742	0	9,360	13,720	4,382
Pink Lady/Cripps Pink	2,009,159	2,374,699	1,750,005	1,936,798	259,153	437,900
Red Delicious	722,620	5,387,101	533,582	4,383,730	189,038	1,003,370
Rome	159,294	842,532	7,847	5,041	151,447	837,491
Rome Sport	0	14,265	0	14,265	0	0
Spartan	196	85,073	196	38,518	0	46,555
Stayman	2,797	5,579	2,414	341	383	5,239
York	44,571	202,168	757	13,103	43,814	189,065
Other Varieties	505,174	2,215,161	330,682	1,337,524	174,492	877,637



Table 4:
U.S. Apple Holdings:
State History
(42-lb Bushels)

JUNE 2026	TOTAL			FRESH			PROCESSING		
	2025/26	2024/25	5-YR AVERAGE	2025/26	2024/25	5-YR AVERAGE	2025/26	2024/25	5-YR AVERAGE
United States	53,181,229	54,389,659	47,631,707	36,627,298	39,815,086	33,882,626	16,553,931	14,574,573	13,749,081
California	53,660	70,182	74,904	24,260	31,730	36,751	29,400	38,452	38,153
Connecticut	7,732	9,256	9,341	6,092	7,474	5,674	1,640	1,782	3,667
Idaho	0	0	0	0	0	0	0	0	0
Indiana	10,671	13,957	12,897	6,315	8,260	7,633	4,356	5,697	5,264
Maryland	75,981	6,090	106,414	0	500	22,498	75,981	5,590	83,917
Massachusetts	9,694	11,393	12,628	9,694	11,393	12,628	0	0	0
Michigan	1,329,000	1,254,000	1,628,600	407,000	548,000	760,000	922,000	706,000	868,600
North Carolina	127,830	108,177	93,125	24,718	32,328	29,874	103,112	75,849	63,251
New Hampshire	5,864	6,361	1,688	5,864	6,361	1,564	0	0	124
New York	4,510,872	4,128,365	3,412,474	1,584,637	1,352,869	1,265,099	2,926,235	2,775,497	2,147,375
Ohio	7,825	10,235	14,754	7,299	9,547	13,568	526	688	1,186
Oregon	259,831	747,930	612,831	189,684	489,971	464,257	70,147	257,959	148,574
Pennsylvania	985,556	650,865	1,221,645	586,926	346,577	279,839	398,630	304,289	941,805
Virginia	315,145	506,474	590,462	77,383	101,211	94,964	237,762	405,263	495,498
Washington	45,440,952	46,800,952	39,775,270	33,672,381	36,823,810	30,854,567	11,768,571	9,977,143	8,920,703
West Virginia	40,615	53,121	60,033	25,044	32,756	30,269	15,571	20,365	29,764
Other States	0	12,300	4,640	0	12,300	3,440	0	0	1,200

Other States include Delaware, Maine, Utah, Wisconsin and any other suppressed (S) state data.

Table 5:
U.S. Apple Holdings:
Variety History
(42-lb Bushels)

JUNE 2026	TOTAL			FRESH			PROCESSING		
	2025/26	2024/25	5-YR AVERAGE	2025/26	2024/25	5-YR AVERAGE	2025/26	2024/25	5-YR AVERAGE
Total Varieties	53,181,229	54,389,659	47,631,707	36,627,298	39,815,086	33,882,626	16,553,931	14,574,573	13,749,081
Ambrosia	866,078	1,345,662	946,611	406,217	1,160,928	753,158	459,861	184,734	193,453
Cortland	153,116	156,043	110,432	35,237	31,523	33,047	117,879	124,519	77,385
Cosmic Crisp ®	7,771,429	6,777,143	3,360,936	6,124,762	5,373,333	2,640,936	1,646,667	1,403,810	720,000
Empire	253,828	152,501	181,577	102,853	84,696	114,090	150,975	67,804	67,487
Envy ®	1,088,571	1,320,000	352,381	796,190	1,067,619	294,286	292,381	252,381	58,095
Fuji	4,122,665	4,679,166	4,701,566	3,244,484	3,689,776	3,652,600	878,181	989,391	1,048,966
Gala	5,741,731	7,214,442	6,364,855	4,652,304	5,893,535	5,217,371	1,089,427	1,320,907	1,147,484
Golden Delicious	2,786,270	2,580,054	2,579,219	1,416,945	1,457,205	1,263,848	1,369,326	1,122,849	1,315,371
Granny Smith	7,352,640	6,736,930	5,841,274	5,568,404	5,242,167	4,514,291	1,784,237	1,494,763	1,326,983
Honeycrisp	6,847,260	4,033,716	5,239,311	3,735,929	2,421,611	3,311,543	3,111,331	1,612,105	1,927,768
Idared	1,039,318	1,036,666	788,300	11,666	10,834	43,954	1,027,652	1,025,832	744,346
Jonathan	46,574	59,830	80,267	8,933	11,684	14,633	37,641	48,147	65,634
McIntosh	376,821	495,866	481,412	151,412	228,388	211,599	225,409	267,478	269,812
Mutsu/Crispin	137,078	261,178	188,991	7,799	4,639	13,467	129,280	256,539	175,524
Newtown Pippin	27,461	35,917	36,811	9,360	12,242	14,285	18,102	23,675	22,526
Pink Lady/Cripps Pink	4,383,857	5,846,610	3,825,682	3,686,804	4,777,523	3,093,222	697,053	1,069,087	732,461
Red Delicious	6,109,721	7,853,063	8,421,933	4,917,313	6,589,940	6,830,520	1,192,408	1,263,123	1,591,413
Rome	1,001,825	804,049	978,099	12,888	18,940	70,317	988,937	785,108	907,782
Rome Sport	14,265	24,561	12,007	14,265	24,561	6,239	0	0	5,768
Spartan	85,269	99,470	66,998	38,714	38,917	53,356	46,555	60,553	13,642
Stayman	8,377	11,041	18,712	2,755	3,688	3,094	5,622	7,353	15,618
York	246,740	243,456	492,611	13,860	17,466	15,772	232,880	225,990	476,839
Other Varieties	2,720,335	2,622,294	2,530,599	1,668,206	1,653,870	1,695,933	1,052,129	968,423	834,666



Table 6: U.S. Apple Holdings: Total Detail (42-lb Bushels)

Other States include Delaware, Maine, Utah, Wisconsin and any other suppressed (S) state data.

JUNE 2026	STORAGE TYPE	US	CA	CT	ID	IN	MD	MA	MI	NC	NH	NY	OH	OR	PA	VA	WA	WV	OTHER STATES
Ambrosia	Total	866,078	0	0	0	0	9,352	0	0	0	0	12,268	0	0	1,601	0	842,857	0	0
	CA	528,188	0	0	0	0	9,352	0	0	0	0	11,521	0	0	1,601	0	505,714	0	0
Cortland	Total	153,116	0	427	0	0	0	786	0	0	1,017	145,468	70	0	857	3,620	0	871	0
	CA	126,233	0	147	0	0	0	0	0	0	379	121,015	26	0	174	3,620	0	871	0
Cosmic Crisp ®	Total	7,771,429	0	0	0	0	0	0	0	0	0	0	0	0	0	0	7,771,429	0	0
	CA	5,043,038	0	0	0	0	0	0	0	0	0	0	0	0	0	0	5,043,038	0	0
Empire	Total	253,828	2,700	465	0	0	0	149	77,000	3,158	347	166,093	96	0	1,462	1,051	0	1,307	0
	CA	215,778	2,700	325	0	0	0	0	77,000	3,158	35	130,668	78	0	762	1,051	0	0	0
Envy ®	Total	1,088,571	0	0	0	0	0	0	0	0	0	0	0	0	0	0	1,088,571	0	0
	CA	533,786	0	0	0	0	0	0	0	0	0	0	0	0	0	0	533,786	0	0
Fuji	Total	4,122,665	1,524	205	0	0	4,050	0	112,000	1,416	163	244,360	174	63,684	74,207	7,712	3,611,429	1,742	0
	CA	3,219,773	1,524	165	0	0	4,050	0	112,000	1,416	132	226,072	87	55,044	66,213	4,115	2,748,085	871	0
Gala	Total	5,741,731	0	880	0	4,356	22	0	159,000	5,880	85	397,550	838	50	196,775	6,634	4,968,571	1,089	0
	CA	5,229,076	0	600	0	3,702	0	0	159,000	5,880	0	368,440	317	0	188,484	4,641	4,496,924	1,089	0
Golden Delicious	Total	2,786,270	28,093	80	0	0	10,458	120	175,000	30,729	203	511,833	2,581	0	204,247	74,408	1,742,857	5,662	0
	CA	2,336,553	28,093	80	0	0	7,888	0	175,000	9,964	0	506,408	1,816	0	199,650	60,886	1,341,105	5,662	0
Granny Smith	Total	7,352,640	0	160	0	436	1,380	0	0	0	0	38,595	726	21,330	25,469	3,594	7,260,952	0	0
	CA	5,973,083	0	160	0	0	1,380	0	0	0	0	38,348	313	18,546	20,106	586	5,893,644	0	0
Honeycrisp	Total	6,847,260	0	0	0	0	0	436	111,000	0	212	99,647	239	24,292	8,199	377	6,602,857	0	0
	CA	5,554,843	0	0	0	0	0	436	111,000	0	0	70,907	0	7,942	3,721	0	5,360,837	0	0
Idared	Total	1,039,318	0	1,683	0	0	5,630	0	162,000	0	0	864,226	130	0	0	5,649	0	0	0
	CA	1,002,294	0	1,683	0	0	2,880	0	162,000	0	0	830,009	91	0	0	5,631	0	0	0
Jonathan	Total	46,574	0	0	0	0	0	1,089	36,000	0	0	7,608	0	0	1,851	26	0	0	0
	CA	46,548	0	0	0	0	0	1,089	36,000	0	0	7,608	0	0	1,851	0	0	0	0
McIntosh	Total	376,821	0	1,140	0	0	0	5,662	78,000	436	1,919	288,137	252	0	590	685	0	0	0
	CA	280,087	0	900	0	0	0	0	78,000	436	501	199,271	70	0	240	670	0	0	0
Mutsu/ Crispin	Total	137,078	0	164	0	0	0	17	0	0	637	135,125	70	0	0	1,066	0	0	0
	CA	130,183	0	164	0	0	0	0	0	0	0	129,026	39	0	0	954	0	0	0
Newtown Pippin	Total	27,461	21,342	0	0	0	0	0	0	4,356	0	0	0	0	348	1,416	0	0	0
	CA	13,742	7,622	0	0	0	0	0	0	4,356	0	0	0	0	348	1,416	0	0	0
Pink Lady/ Cripps Pink	Total	4,383,857	0	79	0	0	741	436	0	6,315	40	77,429	0	68,422	11,338	23,270	4,183,810	11,978	0
	CA	2,374,699	0	39	0	0	120	436	0	6,315	0	75,197	0	66,726	9,795	23,234	2,180,860	11,978	0
Red Delicious	Total	6,109,721	0	136	0	3,484	0	659	79,000	4,734	124	283,367	699	81,619	150,972	46,499	5,442,857	15,571	0
	CA	5,387,101	0	136	0	0	0	0	79,000	4,734	0	221,102	526	72,886	149,850	11,333	4,831,963	15,571	0
Rome	Total	1,001,825	0	0	0	1,960	15,200	4	88,000	63,851	0	723,675	0	0	57,878	51,257	0	0	0
	CA	842,532	0	0	0	0	15,200	0	88,000	13,675	0	633,518	0	0	48,274	43,865	0	0	0
Rome Sport	Total	14,265	0	0	0	0	0	0	0	0	0	13,176	0	0	0	0	0	1,089	0
	CA	14,265	0	0	0	0	0	0	0	0	0	13,176	0	0	0	0	0	1,089	0
Spartan	Total	85,269	0	0	0	0	0	0	0	3,267	0	81,161	0	0	305	537	0	0	0
	CA	85,073	0	0	0	0	0	0	0	3,267	0	80,965	0	0	305	537	0	0	0
Stayman	Total	8,377	0	0	0	436	0	0	0	0	0	436	0	0	396	6,020	0	1,089	0
	CA	5,579	0	0	0	0	0	0	0	0	0	0	0	0	174	5,405	0	0	0
York	Total	246,740	0	0	0	0	8,680	0	0	2,613	0	17,288	0	0	163,858	54,082	0	218	0
	CA	202,168	0	0	0	0	8,680	0	0	2,613	0	17,288	0	0	122,421	51,165	0	0	0
Others	Total	2,720,335	0	2,313	0	0	20,468	339	252,000	1,076	1,116	403,429	1,952	434	85,202	27,243	1,924,762	0	0
	CA	2,215,161	0	1,873	0	0	19,164	0	252,000	423	0	334,810	1,022	0	40,218	15,686	1,549,965	0	0
Total Varieties	Total	53,181,229	53,660	7,732	0	10,671	75,981	9,694	1,329,000	127,830	5,864	4,510,872	7,825	259,831	985,556	315,145	45,440,952	40,615	0
	CA	41,359,784	39,940	6,272	0	3,702	68,714	1,960	1,329,000	56,236	1,048	4,015,350	4,384	221,144	854,187	234,795	34,485,921	37,131	0



Table 7: U.S. Apple Holdings: Fresh Detail (42-lb Bushels)

Other States include Delaware, Maine, Utah, Wisconsin and any other suppressed (S) state data.

JUNE 2026	STORAGE TYPE	US	CA	CT	ID	IN	MD	MA	MI	NC	NH	NY	OH	OR	PA	VA	WA	WV	OTHER STATES
Ambrosia	Total	406,217	0	0	0	0	0	0	0	0	0	807	0	0	1,601	0	403,810	0	0
	CA	243,947	0	0	0	0	0	0	0	0	0	60	0	0	1,601	0	242,286	0	0
Cortland	Total	35,237	0	427	0	0	0	786	0	0	1,017	31,210	70	0	857	0	0	871	0
	CA	10,472	0	147	0	0	0	0	0	0	379	8,875	26	0	174	0	0	871	0
Cosmic Crisp ®	Total	6,124,762	0	0	0	0	0	0	0	0	0	0	0	0	0	0	6,124,762	0	0
	CA	3,774,915	0	0	0	0	0	0	0	0	0	0	0	0	0	0	3,774,915	0	0
Empire	Total	102,853	305	462	0	0	0	149	0	2,396	347	95,648	96	0	1,462	683	0	1,307	0
	CA	70,660	305	322	0	0	0	0	0	2,396	35	66,079	78	0	762	683	0	0	0
Envy ®	Total	796,190	0	0	0	0	0	0	0	0	0	0	0	0	0	0	796,190	0	0
	CA	381,629	0	0	0	0	0	0	0	0	0	0	0	0	0	0	381,629	0	0
Fuji	Total	3,244,484	0	202	0	0	0	0	94,000	1,089	163	227,783	174	45,318	67,766	5,295	2,800,952	1,742	0
	CA	2,518,378	0	162	0	0	0	0	94,000	1,089	132	210,982	87	40,032	65,173	3,054	2,102,796	871	0
Gala	Total	4,652,304	0	880	0	0	0	0	112,000	5,444	85	387,747	838	50	192,030	5,610	3,947,619	0	0
	CA	4,253,618	0	600	0	0	0	0	112,000	5,444	0	364,961	317	0	186,599	3,632	3,580,064	0	0
Golden Delicious	Total	1,416,945	19,600	80	0	0	0	120	0	436	203	6,625	2,581	0	102,324	12,648	1,266,667	5,662	0
	CA	1,098,519	19,600	80	0	0	0	0	0	436	0	4,388	1,816	0	101,388	4,362	960,787	5,662	0
Granny Smith	Total	5,568,404	0	160	0	436	0	0	0	0	0	20,609	726	13,718	20,479	2,753	5,509,524	0	0
	CA	4,586,282	0	160	0	0	0	0	0	0	0	20,362	313	11,802	19,997	0	4,533,648	0	0
Honeycrisp	Total	3,735,929	0	0	0	0	0	436	111,000	0	212	76,283	239	16,325	8,199	377	3,522,857	0	0
	CA	2,948,086	0	0	0	0	0	436	111,000	0	0	63,273	0	2,888	3,721	0	2,766,769	0	0
Idared	Total	11,666	0	57	0	0	0	0	0	0	0	11,461	130	0	0	18	0	0	0
	CA	10,940	0	57	0	0	0	0	0	0	0	10,792	91	0	0	0	0	0	0
Jonathan	Total	8,933	0	0	0	0	0	1,089	0	0	0	5,967	0	0	1,851	26	0	0	0
	CA	8,907	0	0	0	0	0	1,089	0	0	0	5,967	0	0	1,851	0	0	0	0
McIntosh	Total	151,412	0	1,140	0	0	0	5,662	8,000	327	1,919	133,507	252	0	590	14	0	0	0
	CA	65,779	0	900	0	0	0	0	8,000	327	501	55,742	70	0	240	0	0	0	0
Mutsu/ Crispin	Total	7,799	0	164	0	0	0	17	0	0	637	6,799	70	0	0	112	0	0	0
	CA	6,489	0	164	0	0	0	0	0	0	0	6,286	39	0	0	0	0	0	0
Newtown Pippin	Total	9,360	4,356	0	0	0	0	0	0	3,484	0	0	0	0	348	1,172	0	0	0
	CA	9,360	4,356	0	0	0	0	0	0	3,484	0	0	0	0	348	1,172	0	0	0
Pink Lady/ Cripps Pink	Total	3,686,804	0	79	0	0	0	436	0	4,356	40	76,488	0	50,156	9,539	19,996	3,525,714	0	0
	CA	1,936,798	0	39	0	0	0	436	0	4,356	0	74,257	0	48,528	9,235	19,960	1,779,989	0	0
Red Delicious	Total	4,917,313	0	134	0	3,484	0	659	55,000	1,742	124	223,700	174	63,796	146,832	25,744	4,382,857	13,067	0
	CA	4,383,730	0	134	0	0	0	0	55,000	1,742	0	197,147	0	56,321	145,710	1,859	3,912,751	13,067	0
Rome	Total	12,888	0	0	0	1,960	0	4	0	0	0	9,789	0	0	862	274	0	0	0
	CA	5,041	0	0	0	0	0	0	0	0	0	4,823	0	0	218	0	0	0	0
Rome Sport	Total	14,265	0	0	0	0	0	0	0	0	0	13,176	0	0	0	0	0	1,089	0
	CA	14,265	0	0	0	0	0	0	0	0	0	13,176	0	0	0	0	0	1,089	0
Spartan	Total	38,714	0	0	0	0	0	0	0	2,178	0	35,841	0	0	305	391	0	0	0
	CA	38,518	0	0	0	0	0	0	0	2,178	0	35,645	0	0	305	391	0	0	0
Stayman	Total	2,755	0	0	0	436	0	0	0	0	0	436	0	0	396	398	0	1,089	0
	CA	341	0	0	0	0	0	0	0	0	0	0	0	0	174	166	0	0	0
York	Total	13,860	0	0	0	0	0	0	0	2,613	0	9,582	0	0	1,377	70	0	218	0
	CA	13,103	0	0	0	0	0	0	0	2,613	0	9,582	0	0	871	37	0	0	0
Others	Total	1,668,206	0	2,307	0	0	0	339	27,000	653	1,116	211,179	1,952	321	30,107	1,803	1,391,429	0	0
	CA	1,337,524	0	1,867	0	0	0	0	27,000	0	0	177,670	1,022	0	26,044	0	1,103,921	0	0
Total Varieties	Total	36,627,298	24,260	6,092	0	6,315	0	9,694	407,000	24,718	5,864	1,584,637	7,299	189,684	586,926	77,383	33,672,381	25,044	0
	CA	27,717,301	24,260	4,632	0	0	0	1,960	407,000	24,064	1,048	1,330,067	3,858	159,571	564,410	35,315	25,139,554	21,560	0



Table 8: U.S. Apple Holdings: Processing Detail (42-lb Bushels)

Other States include Delaware, Maine, Utah, Wisconsin and any other suppressed (S) state data.

JUNE 2026	STORAGE TYPE	US	CA	CT	ID	IN	MD	MA	MI	NC	NH	NY	OH	OR	PA	VA	WA	WV	OTHER STATES
Ambrosia	Total	459,861	0	0	0	0	9,352	0	0	0	0	11,461	0	0	0	0	439,048	0	0
	CA	284,242	0	0	0	0	9,352	0	0	0	0	11,461	0	0	0	0	263,429	0	0
Cortland	Total	117,879	0	0	0	0	0	0	0	0	0	114,259	0	0	0	3,620	0	0	0
	CA	115,761	0	0	0	0	0	0	0	0	0	112,141	0	0	0	3,620	0	0	0
Cosmic Crisp ®	Total	1,646,667	0	0	0	0	0	0	0	0	0	0	0	0	0	0	1,646,667	0	0
	CA	1,268,123	0	0	0	0	0	0	0	0	0	0	0	0	0	0	1,268,123	0	0
Empire	Total	150,975	2,396	3	0	0	0	0	77,000	762	0	70,445	0	0	0	368	0	0	0
	CA	145,118	2,396	3	0	0	0	0	77,000	762	0	64,589	0	0	0	368	0	0	0
Envy ®	Total	292,381	0	0	0	0	0	0	0	0	0	0	0	0	0	0	292,381	0	0
	CA	152,157	0	0	0	0	0	0	0	0	0	0	0	0	0	0	152,157	0	0
Fuji	Total	878,181	1,524	3	0	0	4,050	0	18,000	327	0	16,577	0	18,366	6,441	2,417	810,476	0	0
	CA	701,396	1,524	3	0	0	4,050	0	18,000	327	0	15,090	0	15,012	1,040	1,061	645,288	0	0
Gala	Total	1,089,427	0	0	0	4,356	22	0	47,000	436	0	9,803	0	0	4,745	1,024	1,020,952	1,089	0
	CA	975,459	0	0	0	3,702	0	0	47,000	436	0	3,479	0	0	1,885	1,008	916,860	1,089	0
Golden Delicious	Total	1,369,326	8,493	0	0	0	10,458	0	175,000	30,294	0	505,208	0	0	101,923	61,759	476,190	0	0
	CA	1,238,034	8,493	0	0	0	7,888	0	175,000	9,529	0	502,020	0	0	98,262	56,524	380,319	0	0
Granny Smith	Total	1,784,237	0	0	0	0	1,380	0	0	0	0	17,986	0	7,612	4,990	840	1,751,429	0	0
	CA	1,386,801	0	0	0	0	1,380	0	0	0	0	17,986	0	6,744	109	586	1,359,996	0	0
Honeycrisp	Total	3,111,331	0	0	0	0	0	0	0	0	0	23,364	0	7,967	0	0	3,080,000	0	0
	CA	2,606,756	0	0	0	0	0	0	0	0	0	7,633	0	5,054	0	0	2,594,069	0	0
Idared	Total	1,027,652	0	1,626	0	0	5,630	0	162,000	0	0	852,765	0	0	0	5,631	0	0	0
	CA	991,354	0	1,626	0	0	2,880	0	162,000	0	0	819,217	0	0	0	5,631	0	0	0
Jonathan	Total	37,641	0	0	0	0	0	0	36,000	0	0	1,641	0	0	0	0	0	0	0
	CA	37,641	0	0	0	0	0	0	36,000	0	0	1,641	0	0	0	0	0	0	0
McIntosh	Total	225,409	0	0	0	0	0	0	70,000	109	0	154,630	0	0	0	670	0	0	0
	CA	214,308	0	0	0	0	0	0	70,000	109	0	143,529	0	0	0	670	0	0	0
Mutsu/ Crispin	Total	129,280	0	0	0	0	0	0	0	0	0	128,326	0	0	0	954	0	0	0
	CA	123,694	0	0	0	0	0	0	0	0	0	122,740	0	0	0	954	0	0	0
Newtown Pippin	Total	18,102	16,986	0	0	0	0	0	0	871	0	0	0	0	0	244	0	0	0
	CA	4,382	3,267	0	0	0	0	0	0	871	0	0	0	0	0	244	0	0	0
Pink Lady/ Cripps Pink	Total	697,053	0	0	0	0	741	0	0	1,960	0	941	0	18,266	1,799	3,274	658,095	11,978	0
	CA	437,900	0	0	0	0	120	0	0	1,960	0	941	0	18,198	560	3,274	400,870	11,978	0
Red Delicious	Total	1,192,408	0	2	0	0	0	0	24,000	2,992	0	59,666	526	17,823	4,140	20,755	1,060,000	2,504	0
	CA	1,003,370	0	2	0	0	0	0	24,000	2,992	0	23,955	526	16,565	4,140	9,474	919,212	2,504	0
Rome	Total	988,937	0	0	0	0	15,200	0	88,000	63,851	0	713,887	0	0	57,016	50,984	0	0	0
	CA	837,491	0	0	0	0	15,200	0	88,000	13,675	0	628,695	0	0	48,056	43,865	0	0	0
Rome Sport	Total	0	0	0	0	0	0	0	0	0	0	0	0	0	0	0	0	0	0
	CA	0	0	0	0	0	0	0	0	0	0	0	0	0	0	0	0	0	0
Spartan	Total	46,555	0	0	0	0	0	0	0	1,089	0	45,320	0	0	0	146	0	0	0
	CA	46,555	0	0	0	0	0	0	0	1,089	0	45,320	0	0	0	146	0	0	0
Stayman	Total	5,622	0	0	0	0	0	0	0	0	0	0	0	0	0	5,622	0	0	0
	CA	5,239	0	0	0	0	0	0	0	0	0	0	0	0	0	5,239	0	0	0
York	Total	232,880	0	0	0	0	8,680	0	0	0	0	7,706	0	0	162,481	54,012	0	0	0
	CA	189,065	0	0	0	0	8,680	0	0	0	0	7,706	0	0	121,550	51,129	0	0	0
Others	Total	1,052,129	0	6	0	0	20,468	0	225,000	423	0	192,250	0	113	55,095	25,440	533,333	0	0
	CA	877,637	0	6	0	0	19,164	0	225,000	423	0	157,140	0	0	14,174	15,686	446,044	0	0
Total Varieties	Total	16,553,931	29,400	1,640	0	4,356	75,981	0	922,000	103,112	0	2,926,235	526	70,147	398,630	237,762	11,768,571	15,571	0
	CA	13,642,483	15,680	1,640	0	3,702	68,714	0	922,000	32,171	0	2,685,283	526	61,573	289,776	199,480	9,346,367	15,571	0



Table 9: U.S. Apple Movement: State Summary (42-lb Bushels)

MAY 2026	TOTAL		FRESH		PROCESSING	
	REGULAR	CONTROLLED ATMOSPHERE	REGULAR	CONTROLLED ATMOSPHERE	REGULAR	CONTROLLED ATMOSPHERE
United States	(3,913,190)	(12,514,414)	(2,406,319)	(8,233,685)	(1,506,871)	(4,280,729)
California	(4,923)	(14,330)	0	(8,704)	(4,923)	(5,626)
Connecticut	(2,840)	(2,882)	(2,840)	(2,729)	0	(153)
Idaho	0	0	0	0	0	0
Indiana	(2,500)	(1,328)	(2,266)	0	(234)	(1,328)
Maryland	(37,823)	(49,581)	(14,503)	(16,953)	(23,321)	(32,628)
Massachusetts	(2,775)	(703)	(2,775)	(703)	0	0
Michigan	0	(748,000)	0	(323,000)	0	(425,000)
North Carolina	(25,687)	(20,177)	(234)	(8,634)	(25,453)	(11,543)
New Hampshire	(1,728)	(376)	(1,728)	(376)	0	0
New York	(645,151)	(635,063)	(62,225)	(546,579)	(582,926)	(88,485)
Ohio	(1,235)	(1,573)	(1,235)	(1,384)	0	(189)
Oregon	(22,535)	(92,356)	1,300	(61,661)	(23,835)	(30,695)
Pennsylvania	(4,849)	(493,129)	(8,201)	(152,110)	3,352	(341,019)
Virginia	(22,557)	(85,598)	(15,093)	(12,671)	(7,463)	(72,928)
Washington	(3,137,338)	(10,355,995)	(2,295,269)	(7,090,445)	(842,069)	(3,265,550)
West Virginia	(1,250)	(13,322)	(1,250)	(7,735)	(0)	(5,587)
Other States	0	0	0	0	0	0

Notes: Data reported in 42-pound bushels.

Other States include Delaware, Maine, Utah, Wisconsin and any other suppressed (S) state data.

Table 10: U.S. Apple Movement: Variety Summary (42-lb Bushels)

MAY 2026	TOTAL		FRESH		PROCESSING	
	REGULAR	CONTROLLED ATMOSPHERE	REGULAR	CONTROLLED ATMOSPHERE	REGULAR	CONTROLLED ATMOSPHERE
Total Varieties	(3,913,190)	(12,514,414)	(2,406,319)	(8,233,685)	(1,506,871)	(4,280,729)
Ambrosia	(137,678)	(204,744)	(65,099)	(101,366)	(72,579)	(103,379)
Cortland	4,874	(67,664)	5,634	(20,023)	(760)	(47,641)
Cosmic Crisp ®	(422,722)	(728,707)	(394,260)	(633,359)	(28,462)	(95,348)
Empire	(14,997)	(119,535)	(12,895)	(46,122)	(2,101)	(73,413)
Envy ®	(218,740)	(208,879)	(173,065)	(159,316)	(45,675)	(49,563)
Fuji	(317,787)	(1,208,423)	(242,180)	(902,852)	(75,607)	(305,571)
Gala	(187,942)	(1,885,693)	(138,138)	(1,439,712)	(49,804)	(445,980)
Golden Delicious	(204,753)	(630,503)	(88,266)	(323,887)	(116,487)	(306,616)
Granny Smith	(403,479)	(1,641,052)	(245,699)	(1,143,552)	(157,781)	(497,500)
Honeycrisp	(493,993)	(2,180,542)	(277,549)	(1,109,282)	(216,445)	(1,071,260)
Idared	(234,869)	(63,727)	(245)	(39,025)	(234,624)	(24,702)
Jonathan	(9)	(8,785)	(9)	(3,196)	0	(5,589)
McIntosh	(28,225)	(89,162)	(24,117)	(27,296)	(4,108)	(61,867)
Mutsu/Crispin	(10,345)	(1,872)	(483)	(302)	(9,863)	(1,570)
Newtown Pippin	(4,923)	(5,114)	0	(3,542)	(4,923)	(1,572)
Pink Lady/Cripps Pink	(632,209)	(729,055)	(499,151)	(526,410)	(133,058)	(202,645)
Red Delicious	(196,467)	(1,483,332)	(137,410)	(1,200,132)	(59,057)	(283,201)
Rome	(188,802)	(142,332)	(2,768)	(2,130)	(186,034)	(140,202)
Rome Sport	0	(461)	0	(461)	0	0
Spartan	(70)	(3,059)	(70)	(2,616)	0	(443)
Stayman	(1,215)	(2,002)	(866)	(122)	(348)	(1,880)
York	19,791	(219,773)	(136)	(4,701)	19,927	(215,072)
Other Varieties	(238,631)	(889,998)	(109,547)	(544,281)	(129,084)	(345,717)

Note: Data reported in 42-pound bushels.



Table 11:
U.S. Apple Movement:
State History
 (42-lb Bushels)

MAY 2026	TOTAL			FRESH			PROCESSING		
	2025/26	2024/25	5-YR AVERAGE	2025/26	2024/25	5-YR AVERAGE	2025/26	2024/25	5-YR AVERAGE
United States	(16,427,604)	(18,031,498)	(16,138,073)	(10,640,004)	(12,498,212)	(11,147,595)	(5,787,600)	(5,533,286)	(4,990,478)
California	(19,252)	(23,123)	(25,459)	(8,704)	(10,454)	(12,486)	(10,548)	(12,669)	(12,972)
Connecticut	(5,722)	(2,604)	(4,959)	(5,569)	(2,414)	(4,568)	(153)	(190)	(391)
Idaho	0	0	0	0	0	0	0	0	0
Indiana	(3,829)	(4,598)	(4,388)	(2,266)	(2,721)	(2,597)	(1,563)	(1,877)	(1,791)
Maryland	(87,404)	(74,371)	(41,288)	(31,456)	(11,949)	(18,324)	(55,948)	(62,422)	(22,964)
Massachusetts	(3,478)	(4,354)	(4,421)	(3,478)	(4,354)	(4,421)	0	0	0
Michigan	(748,000)	(969,000)	(790,600)	(323,000)	(404,000)	(439,800)	(425,000)	(565,000)	(350,800)
North Carolina	(45,864)	(140,625)	(55,018)	(8,868)	(10,651)	(13,147)	(36,995)	(129,974)	(41,871)
New Hampshire	(2,104)	(2,096)	(1,175)	(2,104)	(2,096)	(867)	0	0	(309)
New York	(1,280,215)	(1,342,875)	(1,223,545)	(608,804)	(581,207)	(608,171)	(671,411)	(761,668)	(615,374)
Ohio	(2,808)	(3,372)	(5,913)	(2,619)	(3,145)	(5,536)	(189)	(227)	(377)
Oregon	(114,891)	(18,477)	62,270	(60,361)	(18,613)	107,806	(54,530)	136	(45,535)
Pennsylvania	(497,978)	(609,132)	(719,607)	(160,310)	(119,641)	(167,272)	(337,667)	(489,492)	(552,335)
Virginia	(108,155)	(138,446)	(102,504)	(27,764)	(33,346)	(34,079)	(80,391)	(105,100)	(68,425)
Washington	(13,493,333)	(14,674,286)	(13,184,976)	(9,385,714)	(11,276,190)	(9,931,706)	(4,107,619)	(3,398,095)	(3,253,270)
West Virginia	(14,572)	(17,502)	(35,562)	(8,986)	(10,792)	(10,299)	(5,587)	(6,710)	(25,264)
Other States	0	(6,637)	(927)	0	(6,637)	(2,127)	0	0	1,200

Notes: Data reported in 42-pound bushels.
 Other States include Delaware, Maine, Utah, Wisconsin and any other suppressed (S) state data.

Table 12:
U.S. Apple Movement:
Variety History
 (42-lb Bushels)

MAY 2026	TOTAL			FRESH			PROCESSING		
	2025/26	2024/25	5-YR AVERAGE	2025/26	2024/25	5-YR AVERAGE	2025/26	2024/25	5-YR AVERAGE
Total Varieties	(16,427,604)	(18,031,498)	(16,138,073)	(10,640,004)	(12,498,212)	(11,147,595)	(5,787,600)	(5,533,286)	(4,990,478)
Ambrosia	(342,422)	(236,172)	(238,041)	(166,465)	(227,302)	(199,515)	(175,957)	(8,870)	(38,526)
Cortland	(62,790)	(95,171)	(84,340)	(14,388)	(11,242)	(18,359)	(48,401)	(83,928)	(65,981)
Cosmic Crisp ®	(1,151,429)	(1,453,333)	(774,885)	(1,027,619)	(1,108,571)	(587,075)	(123,810)	(344,762)	(187,810)
Empire	(134,532)	(89,344)	(110,784)	(59,017)	(58,117)	(90,636)	(75,514)	(31,227)	(20,148)
Envy ®	(427,619)	(354,286)	(135,429)	(332,381)	(283,810)	(113,714)	(95,238)	(70,476)	(21,714)
Fuji	(1,526,210)	(1,591,229)	(1,599,200)	(1,145,032)	(1,272,996)	(1,239,547)	(381,178)	(318,233)	(359,653)
Gala	(2,073,635)	(3,148,993)	(2,732,624)	(1,577,851)	(2,435,700)	(2,211,297)	(495,784)	(713,293)	(521,327)
Golden Delicious	(835,256)	(1,203,785)	(1,086,950)	(412,153)	(592,057)	(585,209)	(423,103)	(611,728)	(501,741)
Granny Smith	(2,044,531)	(1,826,054)	(1,775,773)	(1,389,250)	(1,441,775)	(1,328,189)	(655,281)	(384,279)	(447,584)
Honeycrisp	(2,674,535)	(1,618,515)	(2,123,270)	(1,386,831)	(928,170)	(1,194,063)	(1,287,704)	(690,345)	(929,207)
Idared	(298,596)	(247,771)	(187,342)	(39,270)	(1,257)	(2,390)	(259,326)	(246,514)	(184,952)
Jonathan	(8,794)	(8,557)	(17,600)	(3,205)	(5,849)	(11,934)	(5,589)	(2,707)	(5,665)
McIntosh	(117,387)	(245,222)	(226,525)	(51,413)	(99,596)	(113,605)	(65,974)	(145,626)	(112,920)
Mutsu/Crispin	(12,217)	(37,061)	(39,299)	(785)	(4,758)	(4,035)	(11,432)	(32,302)	(35,264)
Newtown Pippin	(10,037)	(11,834)	(12,534)	(3,542)	(4,033)	(4,869)	(6,495)	(7,800)	(7,665)
Pink Lady/Cripps Pink	(1,361,264)	(1,493,570)	(1,047,660)	(1,025,560)	(1,179,347)	(804,273)	(335,704)	(314,224)	(243,387)
Red Delicious	(1,679,800)	(2,581,484)	(2,221,932)	(1,337,542)	(2,193,045)	(1,839,997)	(342,258)	(388,440)	(381,935)
Rome	(331,134)	(470,590)	(283,173)	(4,898)	(211)	4,935	(326,236)	(470,379)	(288,109)
Rome Sport	(461)	(579)	(52,908)	(461)	(554)	(3,683)	0	(25)	(49,225)
Spartan	(3,129)	(27,996)	(26,722)	(2,686)	(23,590)	(25,378)	(443)	(4,406)	(1,344)
Stayman	(3,216)	(4,514)	(12,826)	(988)	(1,215)	(1,419)	(2,228)	(3,299)	(11,407)
York	(199,982)	(275,285)	(233,809)	(4,837)	(5,755)	(5,362)	(195,145)	(269,530)	(228,447)
Other Varieties	(1,128,629)	(1,010,155)	(1,097,183)	(653,828)	(619,263)	(755,577)	(474,801)	(390,892)	(341,606)

Note: Data reported in 42-pound bushels.



Table 13: U.S. Apple Performance: Variety Detail

JUNE 2026	FRESH						PROCESSING					
	REMAINING HOLDINGS			MOVEMENT RATE			REMAINING HOLDINGS			MOVEMENT RATE		
MAY 2026	2025/26	2024/25	5-YR AVERAGE	2025/26	2024/25	5-YR AVERAGE	2025/26	2024/25	5-YR AVERAGE	2025/26	2024/25	5-YR AVERAGE
Total Varieties	27%	31%	28%	23%	24%	25%	32%	32%	30%	26%	28%	27%
Ambrosia	26%	42%	35%	29%	16%	21%	36%	42%	49%	28%	5%	17%
Cortland	19%	12%	13%	29%	26%	36%	25%	34%	21%	29%	40%	46%
Cosmic Crisp ®	42%	46%	45%	14%	17%	18%	45%	47%	46%	7%	20%	21%
Empire	13%	9%	11%	36%	41%	44%	17%	10%	12%	33%	32%	23%
Envy ®	18%	25%	18%	29%	21%	28%	19%	315%	139%	25%	22%	27%
Fuji	24%	26%	26%	26%	26%	25%	33%	40%	32%	30%	24%	26%
Gala	23%	24%	23%	25%	29%	30%	22%	30%	24%	31%	35%	31%
Golden Delicious	26%	25%	24%	23%	29%	32%	33%	26%	27%	24%	35%	28%
Granny Smith	30%	33%	31%	20%	22%	23%	38%	33%	33%	27%	20%	25%
Honeycrisp	23%	18%	23%	27%	28%	27%	29%	21%	22%	29%	30%	33%
Idared	18%	26%	39%	77%	10%	5%	43%	52%	42%	20%	19%	20%
Jonathan	17%	14%	15%	26%	33%	45%	23%	23%	31%	13%	5%	8%
McIntosh	15%	20%	17%	25%	30%	35%	23%	28%	31%	23%	35%	30%
Mutsu/Crispin	17%	15%	26%	9%	51%	23%	25%	70%	50%	8%	11%	17%
Newtown Pippin	24%	31%	30%	27%	25%	25%	24%	31%	28%	26%	25%	25%
Pink Lady/Cripps Pink	38%	61%	45%	22%	20%	21%	62%	55%	48%	33%	23%	25%
Red Delicious	28%	34%	35%	21%	25%	21%	42%	33%	42%	22%	24%	19%
Rome	23%	11%	39%	28%	1%	-8%	37%	34%	37%	25%	37%	24%
Rome Sport	49%	161%	22%	3%	2%	37%	0%	0%	16%	#DIV/0!	100%	90%
Spartan	30%	23%	41%	6%	38%	32%	52%	82%	73%	1%	7%	9%
Stayman	17%	17%	15%	26%	25%	31%	12%	11%	17%	28%	31%	42%
York	25%	31%	29%	26%	25%	25%	21%	15%	32%	46%	54%	32%
Other Varieties	19%	21%	19%	28%	27%	31%	22%	19%	19%	31%	29%	29%

Note: Remaining Holdings is a cumulative metric while Movement Rate is a monthly snapshot. The first will tell you if you are ahead or behind total disposition compared to the same time last year. The second will tell you if the last month's disposition was faster or slower than the disposition in the same month the previous year.



Figure 1: U.S. Fresh Apple Exports

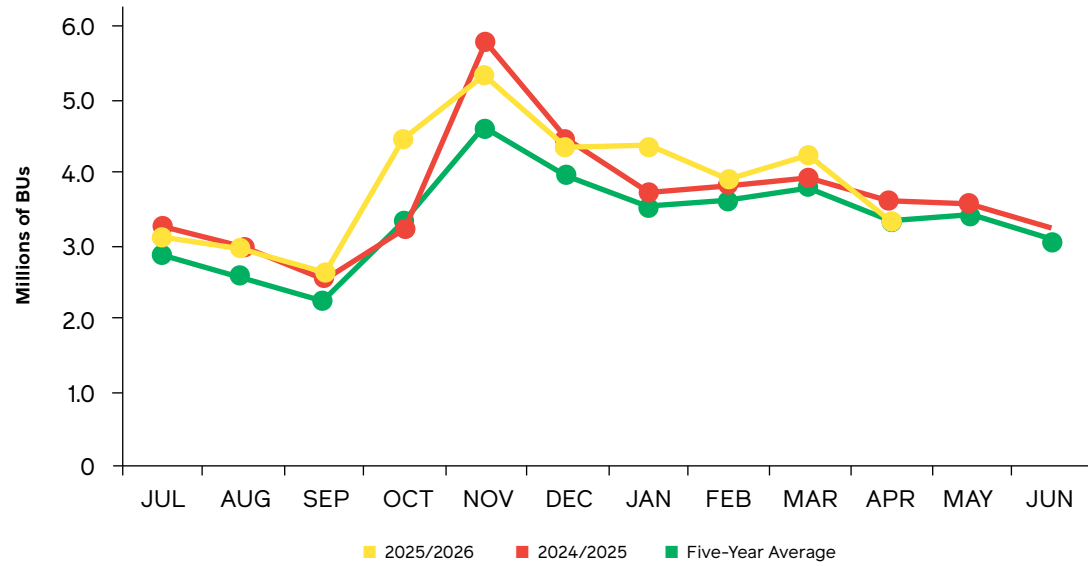


Figure 2: U.S. Fresh Apple Imports

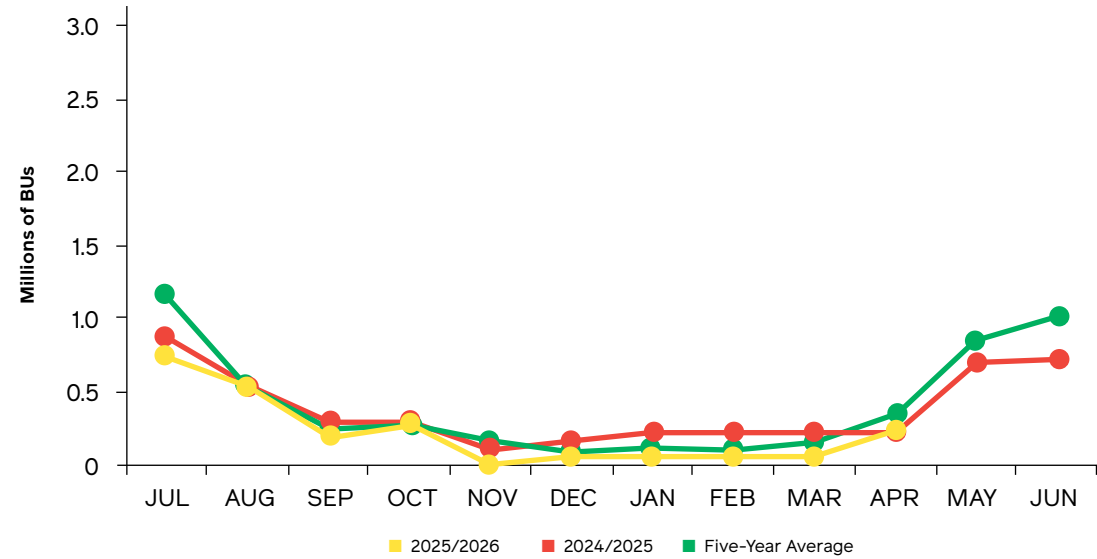


Figure 3: U.S. Fresh Apple Net Trade: Crop YTD

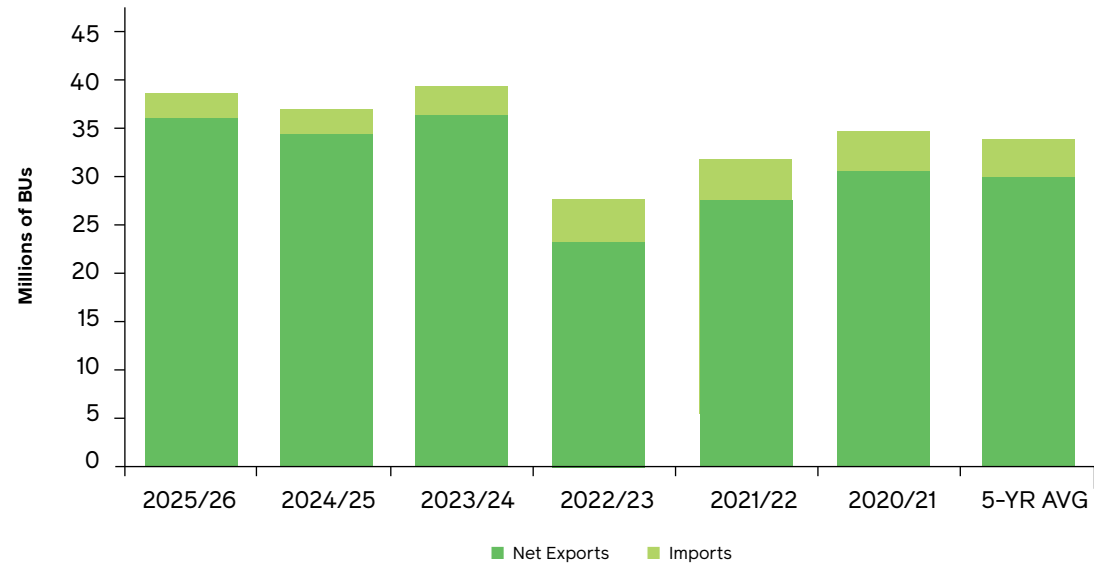
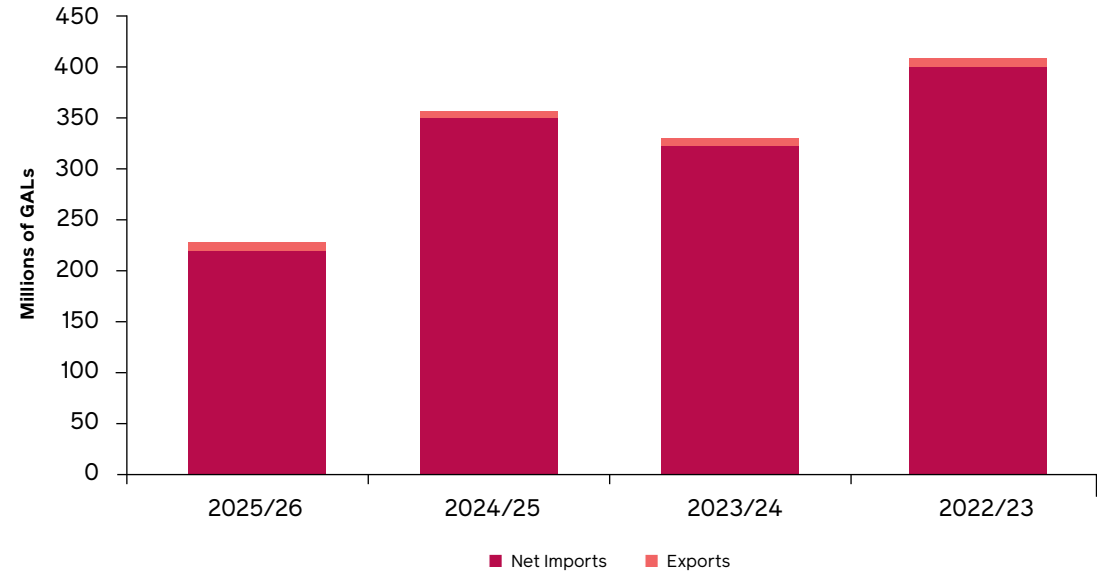


Figure 4: U.S. Apple Juice Concentrate Net Trade: Crop YTD



Sources: USDA, Foreign Agricultural Service, USApple
 Notes: Crop year data reported from July to June - data lags by two months.
 Five-year average does not include current crop year.



Table 14: European Apple Holdings: Country Summary

MAY 2026	2025/26	2024/25	5-YR AVERAGE	MOVEMENT (PRIOR MO.)
Total Europe	81,946,410	62,979,689	69,013,549	(31,065,648)
Austria	2,692,057	845,151	2,064,694	(753,820)
Belgium	1,852,312	1,020,674	1,904,810	(618,707)
Czech Republic	582,387	154,586	581,663	(312,951)
Denmark	29,027	109,706	60,333	(47,294)
France	12,130,187	11,826,882	10,013,350	(5,571,737)
Germany	8,737,591	4,085,266	5,186,484	(2,640,032)
Italy	25,376,803	23,551,926	22,461,765	(9,586,790)
Poland	18,896,743	11,862,955	17,720,946	(7,821,152)
Spain	4,099,161	4,500,157	4,317,091	(1,508,809)
Switzerland	1,488,014	1,543,182	1,193,413	(452,472)
The Netherlands	3,715,835	1,886,945	2,275,325	(935,071)
United Kingdom	2,346,293	1,592,261	1,233,674	(816,812)

Source: The World Apple and Pear Association
 Note: Data reported in 42-pound bushels.

DISCLAIMER

While efforts have been made to ensure the accuracy and reliability of the information contained in this report, all information in this report is provided by the U.S. Apple Association (USApple) "as-is" with no guarantee of completeness, accuracy or timeliness and without warranty of any kind expressed or implied by USApple. Use of such information is voluntary, and reliance on it should only be undertaken after an independent review of its accuracy, completeness and applicability.

© 2026 U.S. Apple Association. Reproduction in whole or in part of the material contained herein is prohibited without prior permission from USApple.

For more information, contact the author of this report, Christopher Gerlach, Director, Industry Analytics at USApple: 7600 Leesburg Pike, Suite 400 East | Falls Church, VA 22043 | 703.442.8850 | usapple.org

Table 15: European Apple Holdings: Variety Summary

MAY 2026	2025/26	2024/25	5-YR AVERAGE	MOVEMENT (PRIOR MO.)
Total Varieties	81,946,410	62,979,689	69,013,549	(31,065,648)
Annurca	-	-	-	-
Boskoop	187,294	26,100	93,867	(146,820)
Braeburn	2,248,472	1,596,098	1,724,455	(1,108,443)
Bramley	137,474	201,093	248,776	(34,014)
Cameo	107,344	118,420	59,672	(34,119)
Cortland	-	-	-	-
Cox Orange	-	-	1,071	(16,430)
Cripps Pink	5,265,735	3,595,030	2,700,136	(2,827,236)
Elstar	2,625,610	1,047,459	1,286,286	(1,245,829)
Fuji	2,410,470	1,491,401	1,707,325	(1,391,888)
Gala	4,413,726	2,543,982	3,331,346	(2,758,968)
Gloster	264,974	209,964	609,976	(211,958)
Golden Delicious	21,713,739	22,311,090	23,329,959	(6,518,546)
Granny Smith	3,143,300	3,465,888	2,895,697	(1,361,466)
Holsteiner Cox	2,047	-	-	(4,252)
Idared	4,949,303	2,698,640	4,605,344	(1,351,763)
Jonagold	4,755,634	3,054,029	4,161,469	(1,055,814)
Jonagored	774,473	562,340	973,919	(320,444)
Jonathan	-	-	-	-
Lobo	-	-	-	-
Morgendurf/imperat	167,499	168,664	216,840	(88,395)
Pinova	2,038,142	1,353,386	1,598,283	(663,404)
Red Delicious	836,886	1,473,070	2,007,984	(941,954)
Red Jonaprince	7,607,205	4,263,111	5,070,855	(1,344,725)
Reinette	640,127	755,460	550,244	(349,873)
Shampion	1,064,149	787,679	1,428,814	(797,653)
Stayman	-	-	-	-
Spartan	29,027	61,467	35,116	29,027
Other Varieties	16,563,778	11,195,318	10,376,114	(6,520,682)

Source: The World Apple and Pear Association
 Note: Data reported in 42-pound bushels.

