

May 1 U.S. Holdings

Sponsored by



47 Million Fresh-Market Holdings

DOWN
10% YOY

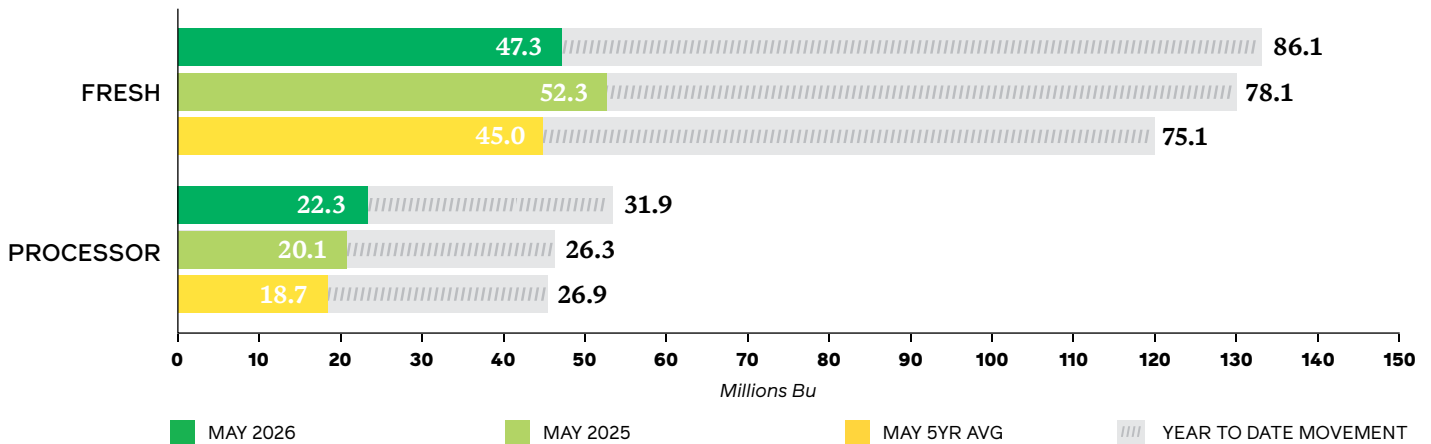
U.S. fresh apple holdings on May 1, 2026 totaled 47 million bushels, 10 percent less than the inventories reported last May and 5 percent more than the May five-year average.

22 Million Processing Apple Holdings

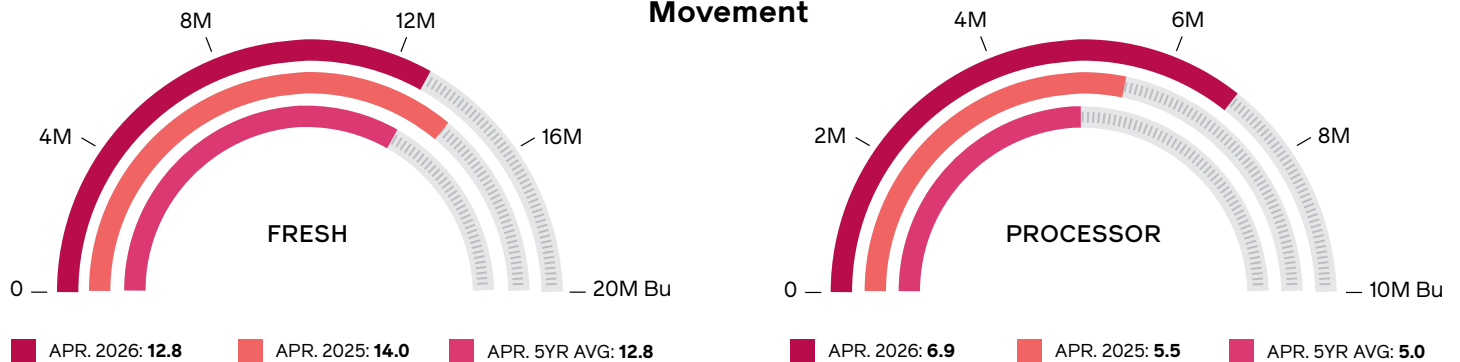
UP
11% YOY

U.S. processing apple holdings on May 1, 2026 totaled 22 million bushels, 11 percent more than the inventories reported last May and 19 percent more than the May five-year average.

Holdings



Movement



Tables & Figures

TABLES

Table 1:	USAppleTracker Summary.....	2
Table 2:	U.S. Apple Holdings: State Summary.....	3
Table 3:	U.S. Apple Holdings: Variety Summary.....	3
Table 4:	U.S. Apple Holdings: State History.....	4
Table 5:	U.S. Apple Holdings: Variety History.....	4
Table 6:	U.S. Apple Holdings: Total Detail.....	5
Table 7:	U.S. Apple Holdings: Fresh Detail.....	6
Table 8:	U.S. Apple Holdings: Processing Detail.....	7
Table 9:	U.S. Apple Movement: State Summary.....	8
Table 10:	U.S. Apple Movement: Variety Summary.....	8
Table 11:	U.S. Apple Movement: State History.....	9
Table 12:	U.S. Apple Movement: Variety History.....	9
Table 13:	U.S. Apple Performance: Variety Detail.....	10
Table 14:	European Apple Holdings: Country Summary.....	12
Table 15:	European Apple Holdings: Variety Summary.....	12

FIGURES

Figure 1:	U.S. Fresh Apple Exports.....	11
Figure 2:	U.S. Fresh Apple Imports.....	11
Figure 3:	U.S. Fresh Apple Net Trade: Crop YTD.....	11
Figure 4:	U.S. Apple Juice Concentrate Net Trade: Crop YTD.....	11

Table 1:
USAppleTracker
Summary
(Millions of 42-lb Bushels)

MAY 2026		2025/26	2024/25	5-YR AVERAGE
Total Holdings		69.6	72.4	63.8
By Use	Fresh	47.3	52.3	45.0
	Processing	22.3	20.1	18.7
By Storage Type	Regular	15.7	16.9	13.7
	CA	53.9	55.5	50.1
Total Movement (prior month)		(19.7)	(19.5)	(17.8)
By Use	Fresh	(12.8)	(14.0)	(12.8)
	Processing	(6.9)	(5.5)	(5.0)
By Storage Type	Regular	(5.0)	(4.0)	(3.8)
	CA	(14.7)	(15.5)	(14.0)



Table 2: U.S. Apple Holdings: State Summary (42-lb Bushels)

MAY 2026	TOTAL		FRESH		PROCESSING	
	REGULAR	CONTROLLED ATMOSPHERE	REGULAR	CONTROLLED ATMOSPHERE	REGULAR	CONTROLLED ATMOSPHERE
United States	15,734,635	53,874,198	11,316,317	35,950,985	4,418,319	17,923,212
California	18,642	54,270	0	32,964	18,642	21,306
Connecticut	4,300	9,154	4,300	7,361	0	1,793
Idaho	0	0	0	0	0	0
Indiana	9,469	5,030	8,581	0	888	5,030
Maryland	45,090	118,295	14,503	16,953	30,588	101,342
Massachusetts	10,509	2,663	10,509	2,663	0	0
Michigan	0	2,077,000	0	730,000	0	1,347,000
North Carolina	97,281	76,412	888	32,698	96,394	43,714
New Hampshire	6,544	1,424	6,544	1,424	0	0
New York	1,140,673	4,650,413	316,795	1,876,646	823,878	2,773,767
Ohio	4,676	5,957	4,676	5,243	0	714
Oregon	61,222	313,500	28,813	221,232	32,409	92,268
Pennsylvania	136,218	1,347,316	30,716	716,520	105,502	630,795
Virginia	102,906	320,394	57,162	47,986	45,745	272,408
Washington	14,092,369	44,841,916	10,828,096	32,229,999	3,264,274	12,611,917
West Virginia	4,735	50,453	4,735	29,295	0	21,158
Other States	0	0	0	0	0	0

Other States include Delaware, Maine, Utah, Wisconsin and any other suppressed (S) state data.

Table 3: U.S. Apple Holdings: Variety Summary (42-lb Bushels)

MAY 2026	TOTAL		FRESH		PROCESSING	
	REGULAR	CONTROLLED ATMOSPHERE	REGULAR	CONTROLLED ATMOSPHERE	REGULAR	CONTROLLED ATMOSPHERE
Total Varieties	15,734,635	53,874,198	11,316,317	35,950,985	4,418,319	17,923,212
Ambrosia	475,567	732,933	227,369	345,313	248,198	387,620
Cortland	22,009	193,897	19,131	30,495	2,878	163,402
Cosmic Crisp ®	3,151,113	5,771,745	2,744,107	4,408,274	407,006	1,363,470
Empire	53,046	335,313	45,089	116,782	7,958	218,531
Envy ®	773,525	742,666	587,626	540,945	185,899	201,720
Fuji	1,220,679	4,428,196	968,286	3,421,229	252,392	1,006,967
Gala	700,597	7,114,769	536,825	5,693,330	163,772	1,421,439
Golden Delicious	654,471	2,967,056	406,692	1,422,405	247,778	1,544,650
Granny Smith	1,783,036	7,614,135	1,227,821	5,729,833	555,216	1,884,301
Honeycrisp	1,786,410	7,735,385	1,065,391	4,057,369	721,019	3,678,016
Idared	271,893	1,066,021	971	49,965	270,922	1,016,056
Jonathan	36	55,333	36	12,103	0	43,230
McIntosh	124,958	369,249	109,750	93,074	15,208	276,175
Mutsu/Crispin	17,240	132,055	1,792	6,792	15,448	125,264
Newtown Pippin	18,642	18,856	0	12,902	18,642	5,954
Pink Lady/Cripps Pink	2,641,367	3,103,754	2,249,156	2,463,208	392,211	640,546
Red Delicious	919,087	6,870,433	670,993	5,583,862	248,095	1,286,571
Rome	348,096	984,863	10,615	7,171	337,481	977,693
Rome Sport	0	14,726	0	14,726	0	0
Spartan	266	88,132	266	41,134	0	46,998
Stayman	4,012	7,581	3,280	463	732	7,118
York	24,781	421,942	893	17,804	23,887	404,137
Other Varieties	743,805	3,105,159	440,228	1,881,805	303,576	1,223,354



Table 4:
U.S. Apple Holdings:
State History
 (42-lb Bushels)

MAY 2026	TOTAL			FRESH			PROCESSING		
	2025/26	2024/25	5-YR AVERAGE	2025/26	2024/25	5-YR AVERAGE	2025/26	2024/25	5-YR AVERAGE
United States	69,608,833	72,421,157	63,769,780	47,267,302	52,313,298	45,030,221	22,341,531	20,107,859	18,739,559
California	72,912	93,306	100,363	32,964	42,184	49,237	39,948	51,121	51,126
Connecticut	13,454	11,860	14,299	11,661	9,888	10,241	1,793	1,972	4,058
Idaho	0	0	0	0	0	0	0	0	0
Indiana	14,500	18,555	17,285	8,581	10,982	10,230	5,918	7,574	7,055
Maryland	163,385	80,461	147,702	31,456	12,449	40,821	131,929	68,012	106,881
Massachusetts	13,172	15,747	17,049	13,172	15,747	17,049	0	0	0
Michigan	2,077,000	2,223,000	2,419,200	730,000	952,000	1,199,800	1,347,000	1,271,000	1,219,400
North Carolina	173,693	248,802	148,143	33,586	42,980	43,021	140,108	205,822	105,121
New Hampshire	7,968	8,457	2,863	7,968	8,457	2,430	0	0	433
New York	5,791,086	5,471,240	4,636,020	2,193,441	1,934,076	1,873,271	3,597,646	3,537,165	2,762,749
Ohio	10,633	13,607	20,667	9,918	12,693	19,104	714	914	1,563
Oregon	374,722	766,407	550,561	250,045	508,584	356,451	124,677	257,823	194,109
Pennsylvania	1,483,534	1,259,998	1,941,252	747,237	466,217	447,111	736,297	793,780	1,494,140
Virginia	423,300	644,919	692,966	105,148	134,557	129,043	318,152	510,362	563,923
Washington	58,934,286	61,475,238	52,960,247	43,058,095	48,100,000	40,786,274	15,876,190	13,375,238	12,173,973
West Virginia	55,187	70,623	95,595	34,030	43,548	40,568	21,158	27,075	55,027
Other States	0	18,938	5,567	0	18,938	5,567	0	(0)	0

Other States include Delaware, Maine, Utah, Wisconsin and any other suppressed (S) state data.

Table 5:
U.S. Apple Holdings:
Variety History
 (42-lb Bushels)

MAY 2026	TOTAL			FRESH			PROCESSING		
	2025/26	2024/25	5-YR AVERAGE	2025/26	2024/25	5-YR AVERAGE	2025/26	2024/25	5-YR AVERAGE
Total Varieties	69,608,833	72,421,157	63,769,780	47,267,302	52,313,298	45,030,221	22,341,531	20,107,859	18,739,559
Ambrosia	1,208,500	1,581,834	1,184,652	572,682	1,388,230	952,673	635,818	193,604	231,979
Cortland	215,905	251,214	194,772	49,625	42,766	51,406	166,280	208,448	143,366
Cosmic Crisp®	8,922,857	8,230,476	4,135,821	7,152,381	6,481,905	3,228,011	1,770,476	1,748,571	907,810
Empire	388,360	241,845	292,361	161,871	142,813	204,726	226,489	99,032	87,635
Envy®	1,516,190	1,674,286	487,810	1,128,571	1,351,429	408,000	387,619	322,857	79,810
Fuji	5,648,875	6,270,395	6,300,766	4,389,516	4,962,771	4,892,147	1,259,359	1,307,623	1,408,620
Gala	7,815,366	10,363,435	9,097,479	6,230,155	8,329,235	7,428,668	1,585,211	2,034,200	1,668,812
Golden Delicious	3,621,526	3,783,840	3,666,170	1,829,098	2,049,262	1,849,057	1,792,428	1,734,577	1,817,112
Granny Smith	9,397,171	8,562,985	7,617,047	6,957,654	6,683,942	5,842,480	2,439,517	1,879,042	1,774,567
Honeycrisp	9,521,795	5,652,231	7,362,581	5,122,759	3,349,781	4,505,606	4,399,035	2,302,450	2,856,975
Idared	1,337,914	1,284,437	975,642	50,936	12,091	46,344	1,286,978	1,272,346	929,298
Jonathan	55,368	68,387	97,867	12,138	17,533	26,567	43,230	50,854	71,299
McIntosh	494,208	741,088	707,937	202,825	327,984	325,204	291,383	413,105	382,733
Mutsu/Crispin	149,295	298,239	228,290	8,583	9,398	17,502	140,712	288,841	210,788
Newtown Pippin	37,498	47,751	49,346	12,902	16,275	19,155	24,596	31,476	30,191
Pink Lady/Cripps Pink	5,745,121	7,340,180	4,873,342	4,712,364	5,956,870	3,897,494	1,032,757	1,383,311	975,848
Red Delicious	7,789,520	10,434,547	10,643,866	6,254,855	8,782,984	8,670,518	1,534,666	1,651,563	1,973,348
Rome	1,332,960	1,274,639	1,261,272	17,786	19,151	65,381	1,315,174	1,255,487	1,195,891
Rome Sport	14,726	25,139	64,915	14,726	25,114	9,922	0	25	54,993
Spartan	88,398	127,466	93,720	41,400	62,506	78,734	46,998	64,960	14,986
Stayman	11,593	15,555	31,539	3,743	4,904	4,513	7,850	10,651	27,026
York	446,722	518,741	726,420	18,697	23,221	21,134	428,025	495,520	705,286
Other Varieties	3,848,964	3,632,449	3,627,782	2,322,034	2,273,133	2,451,511	1,526,930	1,359,315	1,176,271



Table 6: U.S. Apple Holdings: Total Detail (42-lb Bushels)

Other States include Delaware, Maine, Utah, Wisconsin and any other suppressed (S) state data.

MAY 2026	STORAGE TYPE	US	CA	CT	ID	IN	MD	MA	MI	NC	NH	NY	OH	OR	PA	VA	WA	WV	OTHER STATES
Ambrosia	Total	1,208,500	0	0	0	0	1,197	0	0	0	0	16,688	0	0	5,853	0	1,184,762	0	0
	CA	732,933	0	0	0	0	618	0	0	0	0	15,673	0	0	5,784	0	710,857	0	0
Cortland	Total	215,905	0	1,185	0	0	0	1,067	0	0	1,382	204,909	94	0	1,165	4,919	0	1,184	0
	CA	193,897	0	825	0	0	0	0	0	0	515	186,182	35	0	237	4,919	0	1,184	0
Cosmic Crisp ®	Total	8,922,857	0	0	0	0	0	0	0	0	0	0	0	0	0	0	8,922,857	0	0
	CA	5,771,745	0	0	0	0	0	0	0	0	0	0	0	0	0	0	5,771,745	0	0
Empire	Total	388,360	3,669	663	0	0	0	202	119,000	4,291	472	254,742	130	0	1,987	1,428	0	1,775	0
	CA	335,313	3,669	363	0	0	0	0	119,000	4,291	48	205,372	106	0	1,036	1,428	0	0	0
Envy ®	Total	1,516,190	0	0	0	0	0	0	0	0	0	0	0	0	0	0	1,516,190	0	0
	CA	742,666	0	0	0	0	0	0	0	0	0	0	0	0	0	0	742,666	0	0
Fuji	Total	5,648,875	2,071	565	0	0	18,087	0	195,000	1,923	222	364,849	236	117,442	97,400	10,617	4,838,095	2,367	0
	CA	4,428,196	2,071	325	0	0	13,249	0	195,000	1,923	180	329,593	118	106,260	89,511	5,592	3,683,191	1,184	0
Gala	Total	7,815,366	0	2,140	0	5,918	0	0	268,000	7,990	116	485,461	1,139	4,491	234,379	9,015	6,795,238	1,480	0
	CA	7,114,769	0	1,180	0	5,030	0	0	268,000	7,990	0	448,007	431	0	226,794	6,306	6,149,552	1,480	0
Golden Delicious	Total	3,621,526	38,172	500	0	0	39,723	163	280,000	41,754	275	469,161	3,506	0	343,283	101,104	2,296,190	7,694	0
	CA	2,967,056	38,172	160	0	0	19,736	0	280,000	13,539	0	447,470	2,467	0	305,626	82,731	1,769,460	7,694	0
Granny Smith	Total	9,397,171	0	168	0	592	3,440	0	0	0	0	62,346	986	27,432	34,468	4,883	9,262,857	0	0
	CA	7,614,135	0	168	0	0	3,440	0	0	0	0	47,750	425	20,328	29,412	797	7,511,816	0	0
Honeycrisp	Total	9,521,795	0	0	0	0	1,182	592	181,000	0	288	139,200	325	53,548	11,814	513	9,133,333	0	0
	CA	7,735,385	0	0	0	0	0	592	181,000	0	0	102,440	0	26,246	5,691	0	7,419,416	0	0
Idared	Total	1,337,914	0	1,724	0	0	14,118	0	203,000	0	0	1,111,220	177	0	0	7,675	0	0	0
	CA	1,066,021	0	1,724	0	0	9,423	0	203,000	0	0	844,099	124	0	0	7,651	0	0	0
Jonathan	Total	55,368	0	0	0	0	0	1,480	41,000	0	0	10,338	0	0	2,515	36	0	0	0
	CA	55,333	0	0	0	0	0	1,480	41,000	0	0	10,338	0	0	2,515	0	0	0	0
McIntosh	Total	494,208	0	2,190	0	0	0	7,694	115,000	592	2,608	363,925	342	0	927	930	0	0	0
	CA	369,249	0	1,410	0	0	0	0	115,000	592	681	250,236	94	0	326	910	0	0	0
Mutsu/ Crispin	Total	149,295	0	0	0	0	2,007	22	0	0	866	144,857	94	0	0	1,449	0	0	0
	CA	132,055	0	0	0	0	2,007	0	0	0	0	128,699	53	0	0	1,296	0	0	0
Newtown Pippin	Total	37,498	28,999	184	0	0	0	0	0	5,918	0	0	0	0	473	1,923	0	0	0
	CA	18,856	10,357	184	0	0	0	0	0	5,918	0	0	0	0	473	1,923	0	0	0
Pink Lady/ Cripps Pink	Total	5,745,121	0	524	0	0	3,325	592	0	8,581	54	95,778	0	68,864	20,462	31,619	5,499,048	16,275	0
	CA	3,103,754	0	204	0	0	72	592	0	8,581	0	88,697	0	58,938	19,990	31,570	2,878,834	16,275	0
Red Delicious	Total	7,789,520	0	148	0	4,735	23,759	895	161,000	6,432	169	394,898	950	101,978	181,494	62,381	6,829,524	21,158	0
	CA	6,870,433	0	148	0	0	17,711	0	161,000	6,432	0	303,141	714	101,728	179,969	15,399	6,063,031	21,158	0
Rome	Total	1,332,960	0	0	0	2,663	20,301	6	148,000	86,760	0	901,753	0	0	103,830	69,648	0	0	0
	CA	984,863	0	0	0	0	20,301	0	148,000	18,581	0	640,183	0	0	98,195	59,603	0	0	0
Rome Sport	Total	14,726	0	0	0	0	0	0	0	0	0	13,246	0	0	0	0	0	1,480	0
	CA	14,726	0	0	0	0	0	0	0	0	0	13,246	0	0	0	0	0	1,480	0
Spartan	Total	88,398	0	0	0	0	0	0	0	4,439	0	82,816	0	0	414	729	0	0	0
	CA	88,132	0	0	0	0	0	0	0	4,439	0	82,550	0	0	414	729	0	0	0
Stayman	Total	11,593	0	0	0	592	211	0	0	0	0	592	0	0	539	8,180	0	1,480	0
	CA	7,581	0	0	0	0	0	0	0	0	0	0	0	0	237	7,344	0	0	0
York	Total	446,722	0	0	0	0	11,636	0	0	3,551	0	23,491	0	0	334,262	73,486	0	296	0
	CA	421,942	0	0	0	0	11,560	0	0	3,551	0	23,491	0	0	313,816	69,523	0	0	0
Others	Total	3,848,964	0	3,463	0	0	24,400	460	366,000	1,462	1,517	650,817	2,652	967	108,269	32,766	2,656,190	0	0
	CA	3,105,159	0	2,463	0	0	20,178	0	366,000	574	0	483,245	1,388	0	67,290	22,671	2,141,349	0	0
Total Varieties	Total	69,608,833	72,912	13,454	0	14,500	163,385	13,172	2,077,000	173,693	7,968	5,791,086	10,633	374,722	1,483,534	423,300	58,934,286	55,187	0
	CA	53,874,198	54,270	9,154	0	5,030	118,295	2,663	2,077,000	76,412	1,424	4,650,413	5,957	313,500	1,347,316	320,394	44,841,916	50,453	0



Table 7: U.S. Apple Holdings: Fresh Detail (42-lb Bushels)

Other States include Delaware, Maine, Utah, Wisconsin and any other suppressed (S) state data.

MAY 2026	STORAGE TYPE	US	CA	CT	ID	IN	MD	MA	MI	NC	NH	NY	OH	OR	PA	VA	WA	WV	OTHER STATES
Ambrosia	Total	572,682	0	0	0	0	0	0	0	0	0	1,114	0	0	5,853	0	565,714	0	0
	CA	345,313	0	0	0	0	0	0	0	0	0	100	0	0	5,784	0	339,429	0	0
Cortland	Total	49,625	0	1,185	0	0	0	1,067	0	0	1,382	43,548	94	0	1,165	0	0	1,184	0
	CA	30,495	0	825	0	0	0	0	0	0	515	27,699	35	0	237	0	0	1,184	0
Cosmic Crisp ®	Total	7,152,381	0	0	0	0	0	0	0	0	0	0	0	0	0	0	7,152,381	0	0
	CA	4,408,274	0	0	0	0	0	0	0	0	0	0	0	0	0	0	4,408,274	0	0
Empire	Total	161,871	414	660	0	0	0	202	3,000	3,255	472	149,047	130	0	1,987	928	0	1,775	0
	CA	116,782	414	360	0	0	0	0	3,000	3,255	48	107,635	106	0	1,036	928	0	0	0
Envy ®	Total	1,128,571	0	0	0	0	0	0	0	0	0	0	0	0	0	0	1,128,571	0	0
	CA	540,945	0	0	0	0	0	0	0	0	0	0	0	0	0	0	540,945	0	0
Fuji	Total	4,389,516	0	562	0	0	4,838	0	145,000	1,480	222	337,193	236	83,082	92,104	7,194	3,715,238	2,367	0
	CA	3,421,229	0	322	0	0	0	0	145,000	1,480	180	313,897	118	77,280	88,431	4,149	2,789,190	1,184	0
Gala	Total	6,230,155	0	2,140	0	0	0	0	181,000	7,398	116	472,141	1,139	174	231,758	7,623	5,326,667	0	0
	CA	5,693,330	0	1,180	0	0	0	0	181,000	7,398	0	443,280	431	0	224,395	4,936	4,830,711	0	0
Golden Delicious	Total	1,829,098	26,632	500	0	0	1,503	163	15,000	592	275	20,869	3,506	0	130,416	17,186	1,604,762	7,694	0
	CA	1,422,405	26,632	160	0	0	0	0	15,000	592	0	17,850	2,467	0	128,845	5,928	1,217,237	7,694	0
Granny Smith	Total	6,957,654	0	168	0	592	0	0	0	0	0	23,647	986	15,561	30,102	3,741	6,882,857	0	0
	CA	5,729,833	0	168	0	0	0	0	0	0	0	23,311	425	12,936	29,264	0	5,663,730	0	0
Honeycrisp	Total	5,122,759	0	0	0	0	0	592	179,000	0	288	107,454	325	21,902	11,734	513	4,800,952	0	0
	CA	4,057,369	0	0	0	0	0	592	179,000	0	0	92,067	0	9,544	5,611	0	3,770,554	0	0
Idared	Total	50,936	0	29	0	0	0	0	38,000	0	0	12,706	177	0	0	24	0	0	0
	CA	49,965	0	29	0	0	0	0	38,000	0	0	11,812	124	0	0	0	0	0	0
Jonathan	Total	12,138	0	0	0	0	0	1,480	0	0	0	8,108	0	0	2,515	36	0	0	0
	CA	12,103	0	0	0	0	0	1,480	0	0	0	8,108	0	0	2,515	0	0	0	0
McIntosh	Total	202,825	0	2,190	0	0	0	7,694	11,000	444	2,608	177,726	342	0	802	20	0	0	0
	CA	93,074	0	1,410	0	0	0	0	11,000	444	681	79,119	94	0	326	0	0	0	0
Mutsu/ Crispin	Total	8,583	0	0	0	0	0	22	0	0	866	7,448	94	0	0	152	0	0	0
	CA	6,792	0	0	0	0	0	0	0	0	0	6,739	53	0	0	0	0	0	0
Newtown Pippin	Total	12,902	5,918	184	0	0	0	0	0	4,735	0	0	0	0	473	1,592	0	0	0
	CA	12,902	5,918	184	0	0	0	0	0	4,735	0	0	0	0	473	1,592	0	0	0
Pink Lady/ Cripps Pink	Total	4,712,364	0	524	0	0	2,150	592	0	5,918	54	90,499	0	50,282	19,936	27,170	4,515,238	0	0
	CA	2,463,208	0	204	0	0	592	0	0	5,918	0	87,419	0	42,864	19,530	27,121	2,279,560	0	0
Red Delicious	Total	6,254,855	0	148	0	4,735	22,965	895	109,000	2,367	169	306,868	236	78,608	175,177	34,980	5,500,952	17,755	0
	CA	5,583,862	0	148	0	0	16,953	0	109,000	2,367	0	271,933	0	78,608	173,653	2,526	4,910,919	17,755	0
Rome	Total	17,786	0	0	0	2,663	0	6	2,000	0	0	11,621	0	0	1,124	372	0	0	0
	CA	7,171	0	0	0	0	0	0	2,000	0	0	4,875	0	0	296	0	0	0	0
Rome Sport	Total	14,726	0	0	0	0	0	0	0	0	0	13,246	0	0	0	0	0	1,480	0
	CA	14,726	0	0	0	0	0	0	0	0	0	13,246	0	0	0	0	0	1,480	0
Spartan	Total	41,400	0	0	0	0	0	0	0	2,959	0	37,496	0	0	414	531	0	0	0
	CA	41,134	0	0	0	0	0	0	0	2,959	0	37,230	0	0	414	531	0	0	0
Stayman	Total	3,743	0	0	0	592	0	0	0	0	0	592	0	0	539	541	0	1,480	0
	CA	463	0	0	0	0	0	0	0	0	0	0	0	0	237	226	0	0	0
York	Total	18,697	0	0	0	0	0	0	0	3,551	0	13,020	0	0	1,736	95	0	296	0
	CA	17,804	0	0	0	0	0	0	0	3,551	0	13,020	0	0	1,184	50	0	0	0
Others	Total	2,322,034	0	3,371	0	0	0	460	47,000	888	1,517	359,097	2,652	436	39,401	2,450	1,864,762	0	0
	CA	1,881,805	0	2,371	0	0	0	0	47,000	0	0	317,305	1,388	0	34,290	0	1,479,451	0	0
Total Varieties	Total	47,267,302	32,964	11,661	0	8,581	31,456	13,172	730,000	33,586	7,968	2,193,441	9,918	250,045	747,237	105,148	43,058,095	34,030	0
	CA	35,950,985	32,964	7,361	0	0	16,953	2,663	730,000	32,698	1,424	1,876,646	5,243	221,232	716,520	47,986	32,229,999	29,295	0



Table 8: U.S. Apple Holdings: Processing Detail (42-lb Bushels)

Other States include Delaware, Maine, Utah, Wisconsin and any other suppressed (S) state data.

MAY 2026	STORAGE TYPE	US	CA	CT	ID	IN	MD	MA	MI	NC	NH	NY	OH	OR	PA	VA	WA	WV	OTHER STATES
Ambrosia	Total	635,818	0	0	0	0	1,197	0	0	0	0	15,573	0	0	0	0	619,048	0	0
	CA	387,620	0	0	0	0	618	0	0	0	0	15,573	0	0	0	0	371,429	0	0
Cortland	Total	166,280	0	0	0	0	0	0	0	0	0	161,361	0	0	0	4,919	0	0	0
	CA	163,402	0	0	0	0	0	0	0	0	0	158,483	0	0	0	4,919	0	0	0
Cosmic Crisp ®	Total	1,770,476	0	0	0	0	0	0	0	0	0	0	0	0	0	0	1,770,476	0	0
	CA	1,363,470	0	0	0	0	0	0	0	0	0	0	0	0	0	0	1,363,470	0	0
Empire	Total	226,489	3,255	3	0	0	0	0	116,000	1,036	0	105,695	0	0	0	501	0	0	0
	CA	218,531	3,255	3	0	0	0	0	116,000	1,036	0	97,737	0	0	0	501	0	0	0
Envy ®	Total	387,619	0	0	0	0	0	0	0	0	0	0	0	0	0	0	387,619	0	0
	CA	201,720	0	0	0	0	0	0	0	0	0	0	0	0	0	0	201,720	0	0
Fuji	Total	1,259,359	2,071	3	0	0	13,249	0	50,000	444	0	27,656	0	34,360	5,296	3,423	1,122,857	0	0
	CA	1,006,967	2,071	3	0	0	13,249	0	50,000	444	0	15,696	0	28,980	1,080	1,442	894,001	0	0
Gala	Total	1,585,211	0	0	0	5,918	0	0	87,000	592	0	13,320	0	4,317	2,621	1,392	1,468,571	1,480	0
	CA	1,421,439	0	0	0	5,030	0	0	87,000	592	0	4,727	0	0	2,399	1,370	1,318,841	1,480	0
Golden Delicious	Total	1,792,428	11,541	0	0	0	38,220	0	265,000	41,162	0	448,292	0	0	212,866	83,918	691,429	0	0
	CA	1,544,650	11,541	0	0	0	19,736	0	265,000	12,948	0	429,620	0	0	176,780	76,803	552,222	0	0
Granny Smith	Total	2,439,517	0	0	0	0	3,440	0	0	0	0	38,699	0	11,871	4,366	1,142	2,380,000	0	0
	CA	1,884,301	0	0	0	0	3,440	0	0	0	0	24,439	0	7,392	148	797	1,848,086	0	0
Honeycrisp	Total	4,399,035	0	0	0	0	1,182	0	2,000	0	0	31,747	0	31,646	80	0	4,332,381	0	0
	CA	3,678,016	0	0	0	0	0	0	2,000	0	0	10,372	0	16,702	80	0	3,648,862	0	0
Idared	Total	1,286,978	0	1,695	0	0	14,118	0	165,000	0	0	1,098,513	0	0	0	7,651	0	0	0
	CA	1,016,056	0	1,695	0	0	9,423	0	165,000	0	0	832,287	0	0	0	7,651	0	0	0
Jonathan	Total	43,230	0	0	0	0	0	0	41,000	0	0	2,230	0	0	0	0	0	0	0
	CA	43,230	0	0	0	0	0	0	41,000	0	0	2,230	0	0	0	0	0	0	0
McIntosh	Total	291,383	0	0	0	0	0	0	104,000	148	0	186,200	0	0	125	910	0	0	0
	CA	276,175	0	0	0	0	0	0	104,000	148	0	171,117	0	0	0	910	0	0	0
Mutsu/ Crispin	Total	140,712	0	0	0	0	2,007	0	0	0	0	137,408	0	0	0	1,296	0	0	0
	CA	125,264	0	0	0	0	2,007	0	0	0	0	121,960	0	0	0	1,296	0	0	0
Newtown Pippin	Total	24,596	23,081	0	0	0	0	0	0	1,184	0	0	0	0	0	331	0	0	0
	CA	5,954	4,439	0	0	0	0	0	0	1,184	0	0	0	0	0	331	0	0	0
Pink Lady/ Cripps Pink	Total	1,032,757	0	0	0	0	1,174	0	0	2,663	0	5,278	0	18,582	526	4,448	983,810	16,275	0
	CA	640,546	0	0	0	0	72	0	0	2,663	0	1,278	0	16,074	460	4,448	599,275	16,275	0
Red Delicious	Total	1,534,666	0	0	0	0	794	0	52,000	4,065	0	88,031	714	23,370	6,316	27,401	1,328,571	3,403	0
	CA	1,286,571	0	0	0	0	758	0	52,000	4,065	0	31,208	714	23,120	6,316	12,874	1,152,113	3,403	0
Rome	Total	1,315,174	0	0	0	0	20,301	0	146,000	86,760	0	890,131	0	0	102,706	69,276	0	0	0
	CA	977,693	0	0	0	0	20,301	0	146,000	18,581	0	635,309	0	0	97,899	59,603	0	0	0
Rome Sport	Total	0	0	0	0	0	0	0	0	0	0	0	0	0	0	0	0	0	0
	CA	0	0	0	0	0	0	0	0	0	0	0	0	0	0	0	0	0	0
Spartan	Total	46,998	0	0	0	0	0	0	0	1,480	0	45,320	0	0	0	198	0	0	0
	CA	46,998	0	0	0	0	0	0	0	1,480	0	45,320	0	0	0	198	0	0	0
Stayman	Total	7,850	0	0	0	0	211	0	0	0	0	0	0	0	0	7,639	0	0	0
	CA	7,118	0	0	0	0	0	0	0	0	0	0	0	0	0	7,118	0	0	0
York	Total	428,025	0	0	0	0	11,636	0	0	0	0	10,471	0	0	332,527	73,391	0	0	0
	CA	404,137	0	0	0	0	11,560	0	0	0	0	10,471	0	0	312,633	69,473	0	0	0
Others	Total	1,526,930	0	92	0	0	24,400	0	319,000	574	0	291,720	0	531	68,868	30,316	791,429	0	0
	CA	1,223,354	0	92	0	0	20,178	0	319,000	574	0	165,940	0	0	33,000	22,671	661,898	0	0
Total Varieties	Total	22,341,531	39,948	1,793	0	5,918	131,929	0	1,347,000	140,108	0	3,597,646	714	124,677	736,297	318,152	15,876,190	21,158	0
	CA	17,923,212	21,306	1,793	0	5,030	101,342	0	1,347,000	43,714	0	2,773,767	714	92,268	630,795	272,408	12,611,917	21,158	0



Table 9: U.S. Apple Movement: State Summary (42-lb Bushels)

APRIL 2026	TOTAL		FRESH		PROCESSING	
	REGULAR	CONTROLLED ATMOSPHERE	REGULAR	CONTROLLED ATMOSPHERE	REGULAR	CONTROLLED ATMOSPHERE
United States	(5,029,113)	(14,691,152)	(2,813,749)	(10,010,086)	(2,215,364)	(4,681,066)
California	(6,167)	(17,952)	0	(10,904)	(6,167)	(7,047)
Connecticut	(1)	(7,307)	20	(7,202)	(21)	(105)
Idaho	0	0	0	0	0	0
Indiana	(3,132)	(1,664)	(2,839)	0	(294)	(1,664)
Maryland	(14,915)	(39,130)	(4,797)	(5,608)	(10,118)	(33,522)
Massachusetts	(8,799)	(881)	(8,799)	(881)	0	0
Michigan	0	(989,000)	0	(506,000)	0	(483,000)
North Carolina	(32,179)	(25,276)	(294)	(10,816)	(31,885)	(14,460)
New Hampshire	(2,165)	(471)	(2,165)	(471)	0	0
New York	(1,212,656)	(823,896)	(114,141)	(644,394)	(1,098,515)	(179,502)
Ohio	(18,547)	(15,971)	(18,547)	(15,734)	0	(236)
Oregon	(3,732)	(138,632)	9,543	(90,206)	(13,275)	(48,426)
Pennsylvania	(183,071)	(314,610)	(36,687)	(174,200)	(146,384)	(140,410)
Virginia	(45,128)	(109,111)	(18,908)	(17,121)	(26,220)	(91,990)
Washington	(3,497,056)	(12,190,563)	(2,614,570)	(8,516,859)	(882,486)	(3,673,705)
West Virginia	(1,566)	(16,689)	(1,566)	(9,690)	(0)	(6,999)
Other States	0	0	(0)	0	0	0

Notes: Data reported in 42-pound bushels.

Other States include Delaware, Maine, Utah, Wisconsin and any other suppressed (S) state data.

Table 10: U.S. Apple Movement: Variety Summary (42-lb Bushels)

APRIL 2026	TOTAL		FRESH		PROCESSING	
	REGULAR	CONTROLLED ATMOSPHERE	REGULAR	CONTROLLED ATMOSPHERE	REGULAR	CONTROLLED ATMOSPHERE
Total Varieties	(5,029,113)	(14,691,152)	(2,813,749)	(10,010,086)	(2,215,364)	(4,681,066)
Ambrosia	(109,598)	(171,561)	(59,502)	(91,348)	(50,096)	(80,213)
Cortland	(14,923)	(11,785)	(6,311)	(5,294)	(8,612)	(6,491)
Cosmic Crisp ®	(580,284)	(1,069,239)	(501,686)	(805,934)	(78,599)	(263,306)
Empire	(80,242)	(85,324)	(11,489)	(59,449)	(68,752)	(25,874)
Envy ®	(243,145)	(229,760)	(197,363)	(181,685)	(45,782)	(48,076)
Fuji	(255,760)	(972,454)	(193,723)	(802,145)	(62,037)	(170,308)
Gala	(251,224)	(2,395,021)	(182,017)	(1,856,930)	(69,206)	(538,091)
Golden Delicious	(350,442)	(706,727)	(111,851)	(399,524)	(238,591)	(307,202)
Granny Smith	(573,969)	(2,285,125)	(351,039)	(1,624,839)	(222,930)	(660,286)
Honeycrisp	(434,648)	(2,089,705)	(220,884)	(991,439)	(213,764)	(1,098,266)
Idared	(185,583)	(69,024)	(307)	27,332	(185,276)	(96,356)
Jonathan	(12)	(11,741)	(12)	(5,003)	0	(6,738)
McIntosh	(44,297)	(171,737)	(39,433)	(20,443)	(4,864)	(151,294)
Mutsu/Crispin	(84,203)	(3,366)	(579)	(2,273)	(83,624)	(1,093)
Newtown Pippin	(6,187)	(5,992)	0	(4,023)	(6,187)	(1,969)
Pink Lady/Cripps Pink	(611,776)	(732,436)	(522,366)	(579,530)	(89,410)	(152,906)
Red Delicious	(315,227)	(2,193,987)	(229,153)	(1,752,912)	(86,074)	(441,075)
Rome	(450,507)	(119,748)	(3,337)	(6,262)	(447,170)	(113,486)
Rome Sport	0	(578)	0	(578)	0	0
Spartan	(88)	(31,506)	(88)	(30,951)	0	(555)
Stayman	(1,530)	(2,608)	(1,288)	(153)	(242)	(2,455)
York	(50,068)	(81,103)	(113)	(5,889)	(49,955)	(75,213)
Other Varieties	(385,400)	(1,250,626)	(181,205)	(810,812)	(204,195)	(439,813)

Note: Data reported in 42-pound bushels.



Table 11:
U.S. Apple Movement:
State History
(42-lb Bushels)

APRIL 2026	TOTAL			FRESH			PROCESSING		
	2025/26	2024/25	5-YR AVERAGE	2025/26	2024/25	5-YR AVERAGE	2025/26	2024/25	5-YR AVERAGE
United States	(19,720,265)	(19,481,691)	(17,846,304)	(12,823,834)	(14,003,572)	(12,833,865)	(6,896,430)	(5,478,119)	(5,012,439)
California	(24,118)	(25,090)	(28,341)	(10,904)	(11,344)	(13,944)	(13,214)	(13,747)	(14,397)
Connecticut	(7,308)	(4,206)	(6,819)	(7,182)	(4,221)	(6,751)	(126)	15	(68)
Idaho	0	(52,380)	(47,173)	0	(52,380)	(37,080)	0	0	(10,093)
Indiana	(4,796)	(4,990)	(4,853)	(2,839)	(2,953)	(2,872)	(1,958)	(2,037)	(1,981)
Maryland	(54,045)	47,981	(29,406)	(10,405)	(11,111)	(26,703)	(43,640)	59,092	(2,703)
Massachusetts	(9,680)	(4,518)	(5,421)	(9,680)	(4,198)	(5,237)	0	(320)	(184)
Michigan	(989,000)	(1,141,000)	(1,002,000)	(506,000)	(735,000)	(597,800)	(483,000)	(406,000)	(404,200)
North Carolina	(57,455)	(66,904)	(94,494)	(11,110)	(11,557)	(22,057)	(46,345)	(55,347)	(72,437)
New Hampshire	(2,636)	(2,274)	(1,105)	(2,636)	(2,274)	(1,255)	0	0	150
New York	(2,036,551)	(1,454,748)	(1,443,220)	(758,534)	(812,336)	(852,229)	(1,278,017)	(642,412)	(590,991)
Ohio	(34,517)	(23,159)	(9,784)	(34,281)	(22,913)	(9,340)	(236)	(246)	(444)
Oregon	(142,364)	17,815	(76,044)	(80,663)	(37,716)	(100,174)	(61,701)	55,531	24,131
Pennsylvania	(497,682)	(438,150)	(729,761)	(210,887)	(154,264)	(197,756)	(286,794)	(283,886)	(532,005)
Virginia	(154,239)	(147,151)	(324,944)	(36,029)	(37,145)	(45,100)	(118,210)	(110,006)	(279,844)
Washington	(15,687,619)	(16,153,333)	(14,010,213)	(11,131,429)	(12,082,857)	(10,899,599)	(4,556,190)	(4,070,476)	(3,110,613)
West Virginia	(18,255)	(18,991)	(27,452)	(11,256)	(11,710)	(11,389)	(6,999)	(7,281)	(16,063)
Other States	0	(10,592)	(5,275)	(0)	(9,592)	(4,578)	0	(1,000)	(698)

Notes: Data reported in 42-pound bushels.
Other States include Delaware, Maine, Utah, Wisconsin and any other suppressed (S) state data.

Table 12:
U.S. Apple Movement:
Variety History
(42-lb Bushels)

APRIL 2026	TOTAL			FRESH			PROCESSING		
	2025/26	2024/25	5-YR AVERAGE	2025/26	2024/25	5-YR AVERAGE	2025/26	2024/25	5-YR AVERAGE
Total Varieties	(19,720,265)	(19,481,691)	(17,846,304)	(12,823,834)	(14,003,572)	(12,833,865)	(6,896,430)	(5,478,119)	(5,012,439)
Ambrosia	(281,159)	(304,601)	(193,313)	(150,850)	(240,417)	(178,506)	(130,309)	(64,185)	(14,806)
Cortland	(26,707)	(39,960)	(58,748)	(11,605)	(15,634)	(15,919)	(15,103)	(24,327)	(42,830)
Cosmic Crisp ®	(1,649,524)	(1,608,571)	(770,883)	(1,307,619)	(1,290,476)	(663,073)	(341,905)	(318,095)	(107,810)
Empire	(165,565)	(98,826)	(174,295)	(70,939)	(70,734)	(146,183)	(94,627)	(28,092)	(28,112)
Envy ®	(472,906)	(503,810)	(189,524)	(379,048)	(415,238)	(163,429)	(93,858)	(88,571)	(26,095)
Fuji	(1,228,213)	(1,704,983)	(1,833,677)	(995,868)	(1,415,845)	(1,434,808)	(232,345)	(289,138)	(398,869)
Gala	(2,646,245)	(3,033,870)	(3,057,485)	(2,038,947)	(2,493,515)	(2,493,718)	(607,297)	(540,354)	(563,767)
Golden Delicious	(1,057,169)	(1,141,019)	(1,205,503)	(511,376)	(590,647)	(580,993)	(545,793)	(550,371)	(624,510)
Granny Smith	(2,859,095)	(2,304,227)	(2,013,511)	(1,975,879)	(1,676,498)	(1,530,708)	(883,216)	(627,730)	(482,803)
Honeycrisp	(2,524,353)	(2,249,259)	(2,365,514)	(1,212,323)	(1,407,913)	(1,463,310)	(1,312,030)	(841,346)	(902,203)
Idared	(254,606)	(148,376)	(215,335)	27,025	(1,660)	(14,210)	(281,631)	(146,716)	(201,125)
Jonathan	(11,753)	(37,944)	(18,196)	(5,015)	(5,177)	(8,769)	(6,738)	(32,767)	(9,427)
McIntosh	(216,034)	(233,847)	(218,449)	(59,876)	(131,356)	(133,457)	(156,158)	(102,491)	(84,992)
Mutsu/Crispin	(87,569)	(21,120)	(44,537)	(2,853)	(3,268)	(5,266)	(84,716)	(17,852)	(39,271)
Newtown Pippin	(12,179)	(12,841)	(15,868)	(4,023)	(4,377)	(7,382)	(8,156)	(8,464)	(8,485)
Pink Lady/Cripps Pink	(1,344,212)	(1,179,468)	(1,024,537)	(1,101,896)	(939,365)	(864,449)	(242,316)	(240,102)	(160,088)
Red Delicious	(2,509,214)	(2,648,863)	(2,303,623)	(1,982,065)	(2,008,974)	(1,998,497)	(527,148)	(639,888)	(305,127)
Rome	(570,255)	(380,313)	(444,300)	(9,600)	(25,473)	(25,870)	(560,655)	(354,840)	(418,430)
Rome Sport	(578)	(8,601)	37,662	(578)	(8,601)	(6,309)	0	0	43,971
Spartan	(31,594)	(31,447)	(33,084)	(31,039)	(26,666)	(22,129)	(555)	(4,781)	(10,955)
Stayman	(4,138)	(5,264)	(12,981)	(1,441)	(2,732)	(1,689)	(2,697)	(2,533)	(11,292)
York	(131,171)	(98,967)	(189,384)	(6,002)	(6,244)	(6,010)	(125,168)	(92,723)	(183,374)
Other Varieties	(1,636,026)	(1,685,492)	(1,472,477)	(992,018)	(1,222,740)	(1,048,797)	(644,009)	(462,752)	(423,680)

Note: Data reported in 42-pound bushels.



Table 13: U.S. Apple Performance: Variety Detail

MAY 2026	FRESH						PROCESSING					
	REMAINING HOLDINGS			MOVEMENT RATE			REMAINING HOLDINGS			MOVEMENT RATE		
	APRIL 2026	2025/26	2024/25	5-YR AVERAGE	2025/26	2024/25	5-YR AVERAGE	2025/26	2024/25	5-YR AVERAGE	2025/26	2024/25
Total Varieties	35%	40%	37%	21%	21%	22%	43%	44%	41%	24%	21%	21%
Ambrosia	37%	50%	45%	21%	15%	16%	50%	44%	59%	17%	25%	6%
Cortland	27%	17%	19%	19%	27%	24%	35%	57%	39%	8%	10%	23%
Cosmic Crisp ®	49%	55%	55%	15%	17%	17%	48%	58%	58%	16%	15%	11%
Empire	20%	15%	19%	30%	33%	42%	26%	15%	16%	29%	22%	24%
Envy ®	25%	32%	25%	25%	24%	29%	25%	404%	191%	19%	22%	25%
Fuji	33%	35%	34%	18%	22%	23%	48%	53%	43%	16%	18%	22%
Gala	30%	34%	32%	25%	23%	25%	32%	47%	35%	28%	21%	25%
Golden Delicious	34%	36%	35%	22%	22%	24%	43%	40%	38%	23%	24%	26%
Granny Smith	37%	42%	39%	22%	20%	21%	52%	42%	44%	27%	25%	21%
Honeycrisp	32%	25%	32%	19%	30%	25%	41%	31%	33%	23%	27%	24%
Idared	79%	29%	41%	-113%	12%	23%	54%	64%	52%	18%	10%	18%
Jonathan	23%	21%	26%	29%	23%	25%	26%	24%	34%	13%	39%	12%
McIntosh	20%	28%	27%	23%	29%	29%	30%	44%	44%	35%	20%	18%
Mutsu/Crispin	19%	31%	33%	25%	26%	23%	28%	79%	60%	38%	6%	16%
Newtown Pippin	33%	42%	40%	24%	21%	28%	33%	42%	38%	25%	21%	22%
Pink Lady/Cripps Pink	48%	76%	56%	19%	14%	18%	92%	71%	64%	19%	15%	14%
Red Delicious	36%	46%	45%	24%	19%	19%	54%	44%	52%	26%	28%	13%
Rome	31%	11%	36%	35%	57%	28%	49%	54%	48%	30%	22%	26%
Rome Sport	51%	165%	35%	4%	26%	39%	0%	0%	151%	#DIV/0!	0%	-399%
Spartan	32%	37%	61%	43%	30%	22%	52%	88%	80%	1%	7%	42%
Stayman	24%	23%	22%	28%	36%	27%	17%	15%	30%	26%	19%	29%
York	34%	41%	39%	24%	21%	22%	38%	32%	47%	23%	16%	21%
Other Varieties	27%	29%	28%	30%	35%	30%	32%	27%	26%	30%	25%	26%

Note: Remaining Holdings is a cumulative metric while Movement Rate is a monthly snapshot. The first will tell you if you are ahead or behind total disposition compared to the same time last year. The second will tell you if the last month's disposition was faster or slower than the disposition in the same month the previous year.



Figure 1: U.S. Fresh Apple Exports

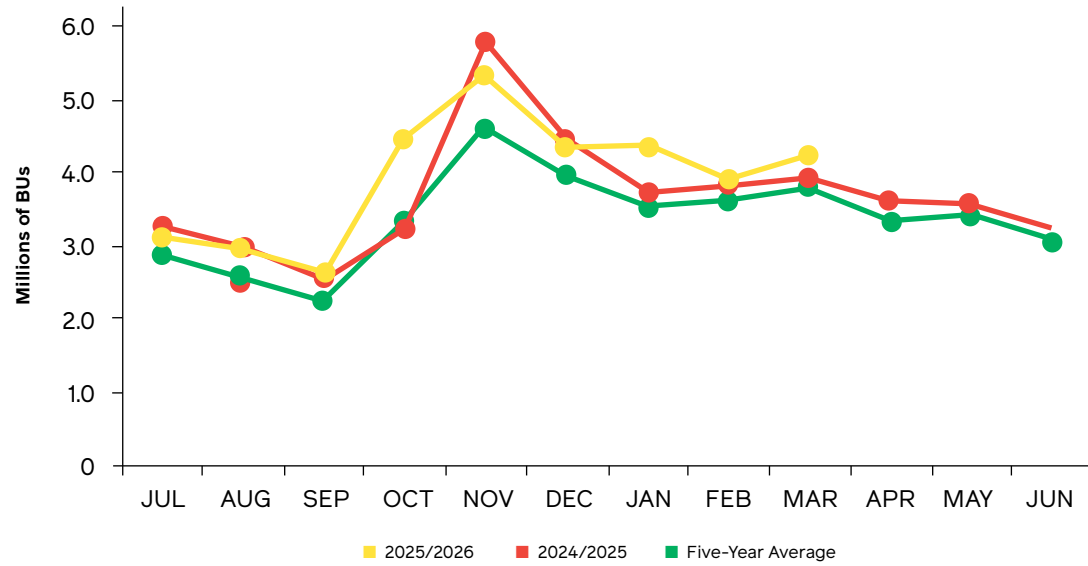


Figure 2: U.S. Fresh Apple Imports

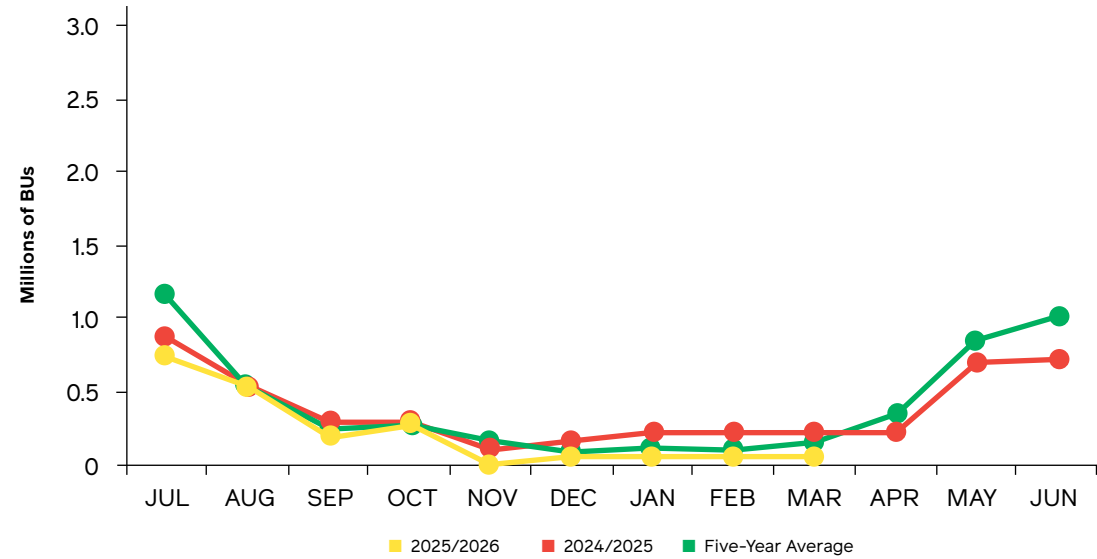


Figure 3: U.S. Fresh Apple Net Trade: Crop YTD

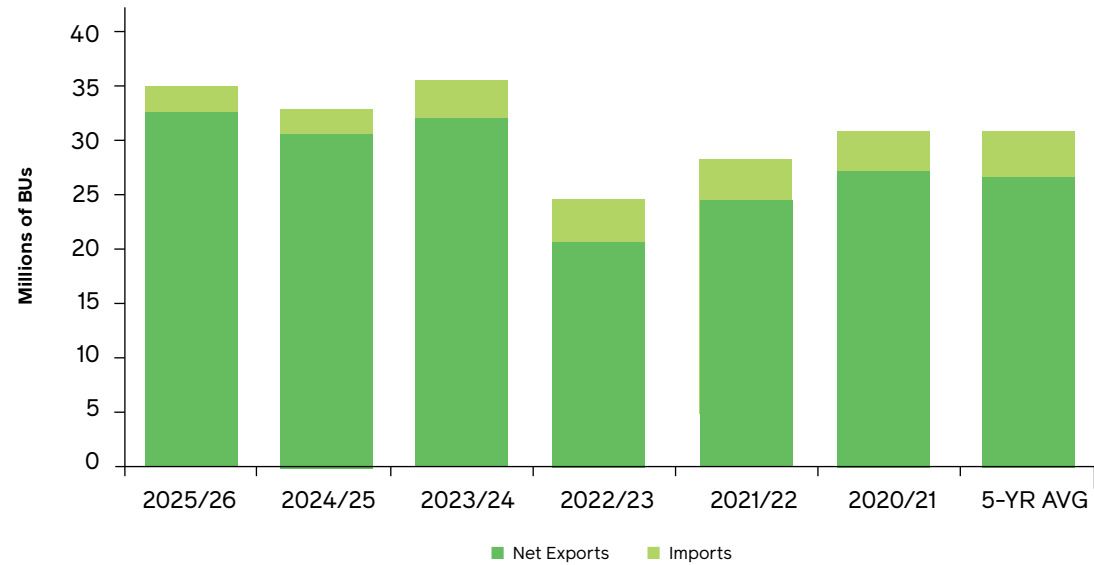
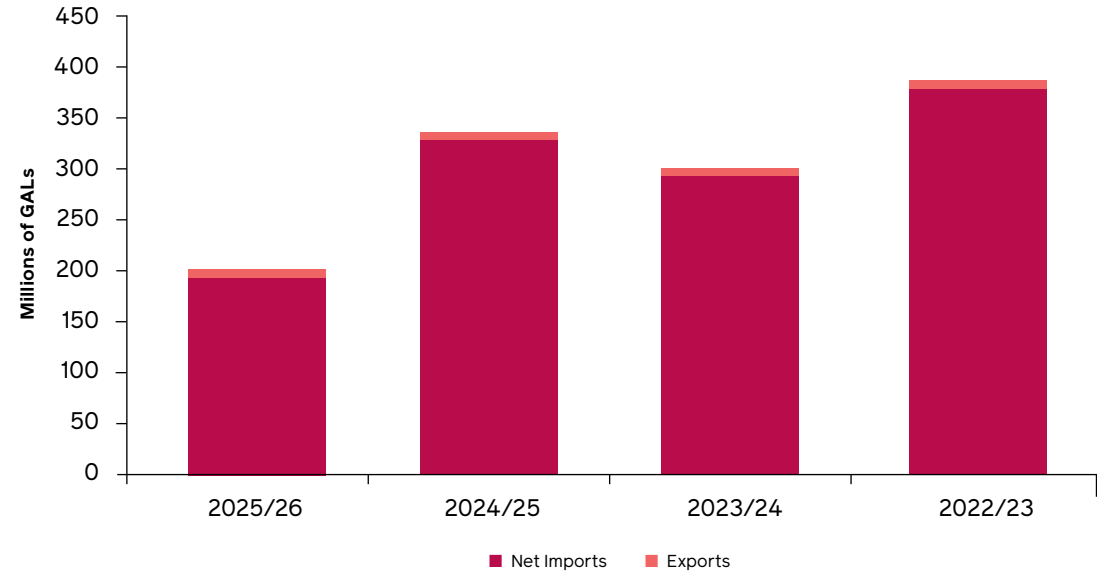


Figure 4: U.S. Apple Juice Concentrate Net Trade: Crop YTD



Sources: USDA, Foreign Agricultural Service, USApple
 Notes: Crop year data reported from July to June - data lags by two months.
 Five-year average does not include current crop year.



Table 14: European Apple Holdings: Country Summary

APRIL 2026	2025/26	2024/25	5-YR AVERAGE	MOVEMENT (PRIOR MO.)
Total Europe	113,012,058	92,688,373	101,193,923	(30,961,227)
Austria	3,445,878	1,349,920	2,718,303	(822,659)
Belgium	2,471,019	1,645,940	2,696,429	(749,210)
Czech Republic	895,338	263,347	857,135	(331,638)
Denmark	76,322	203,980	131,217	(82,831)
France	17,701,923	16,475,223	14,914,137	(5,363,800)
Germany	11,377,624	6,013,206	7,532,683	(2,660,346)
Italy	34,963,593	33,847,989	32,052,287	(10,875,076)
Poland	26,717,895	19,894,071	27,883,194	(6,036,460)
Spain	5,607,970	5,956,390	5,646,217	(1,432,603)
Switzerland	1,940,486	2,011,663	1,635,986	(506,433)
The Netherlands	4,650,906	2,688,119	3,293,604	(1,047,728)
United Kingdom	3,163,105	2,338,524	1,832,732	(1,052,444)

Source: The World Apple and Pear Association
 Note: Data reported in 42-pound bushels.

DISCLAIMER

While efforts have been made to ensure the accuracy and reliability of the information contained in this report, all information in this report is provided by the U.S. Apple Association (USApple) "as-is" with no guarantee of completeness, accuracy or timeliness and without warranty of any kind expressed or implied by USApple. Use of such information is voluntary, and reliance on it should only be undertaken after an independent review of its accuracy, completeness and applicability.

© 2026 U.S. Apple Association. Reproduction in whole or in part of the material contained herein is prohibited without prior permission from USApple.

For more information, contact the author of this report, Christopher Gerlach, Director, Industry Analytics at USApple: 7600 Leesburg Pike, Suite 400 East | Falls Church, VA 22043 | 703.442.8850 | usapple.org

Table 15: European Apple Holdings: Variety Summary

APRIL 2026	2025/26	2024/25	5-YR AVERAGE	MOVEMENT (PRIOR MO.)
Total Varieties	113,012,058	92,688,373	101,193,923	(30,961,227)
Annurca	-	-	-	(26,245)
Boskoop	334,115	72,330	187,553	(215,174)
Braeburn	3,356,914	2,598,177	2,844,643	(1,183,098)
Bramley	171,488	246,655	186,185	(50,549)
Cameo	141,463	154,533	97,486	(82,883)
Cortland	-	-	-	-
Cox Orange	16,430	-	6,677	(27,820)
Cripps Pink	8,092,971	5,898,016	4,663,814	(2,695,885)
Elstar	3,871,439	2,029,964	2,349,446	(1,339,679)
Fuji	3,802,358	2,698,705	3,043,462	(1,324,096)
Gala	7,172,694	4,406,062	6,337,916	(3,376,814)
Gloster	476,933	472,471	958,191	(158,365)
Golden Delicious	28,232,286	28,721,501	30,177,342	(5,968,958)
Granny Smith	4,504,767	4,842,984	4,207,594	(1,296,786)
Holsteiner Cox	6,299	-	252	(8,609)
Idared	6,301,067	4,308,525	6,321,029	(1,072,534)
Jonagold	5,811,448	4,101,849	5,503,810	(907,652)
Jonagored	1,094,916	853,695	1,301,344	(211,615)
Jonathan	-	-	-	-
Lobo	-	-	-	-
Morgendurf/imperat	255,893	245,575	313,559	(128,025)
Pinova	2,701,546	1,917,312	2,427,422	(651,327)
Red Delicious	1,778,840	2,879,392	3,525,625	(1,167,599)
Red Jonaprince	8,951,930	5,834,566	7,068,493	(1,315,217)
Reinette	990,000	1,145,330	925,789	(375,702)
Shampion	1,861,802	1,838,023	2,380,265	(803,689)
Stayman	-	-	-	-
Spartan	-	-	-	-
Other Varieties	23,084,459	17,422,709	16,366,028	(6,572,905)

Source: The World Apple and Pear Association
 Note: Data reported in 42-pound bushels.

