

# April 1 U.S. Holdings

Sponsored by



## 60 Million Fresh-Market Holdings

DOWN  
9% YOY

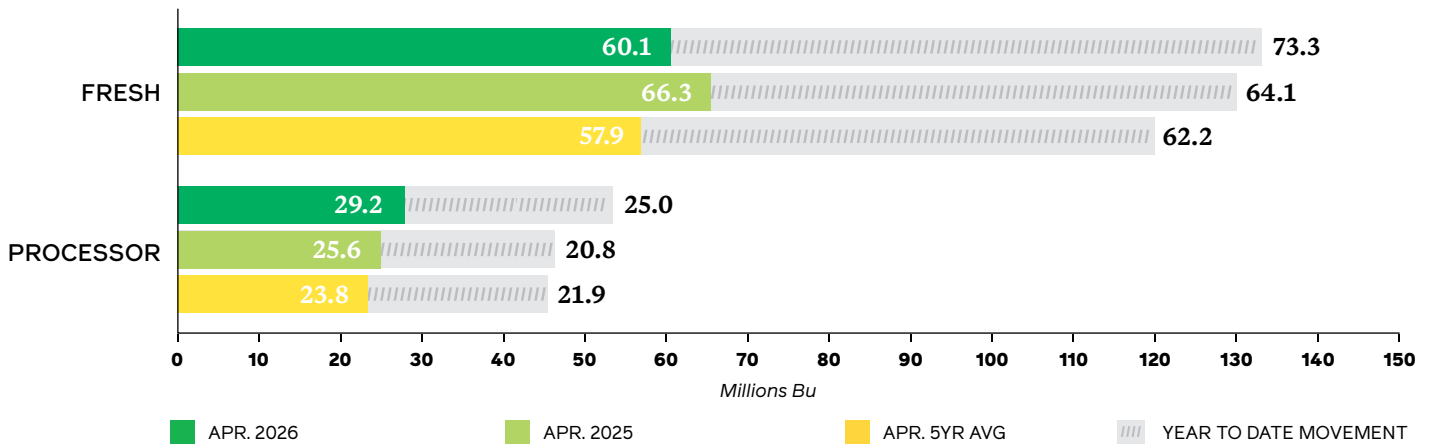
U.S. fresh apple holdings on April 1, 2026 totaled 60 million bushels, 9 percent less than the inventories reported last April and 4 percent more than the April five-year average.

## 29 Million Processing Apple Holdings

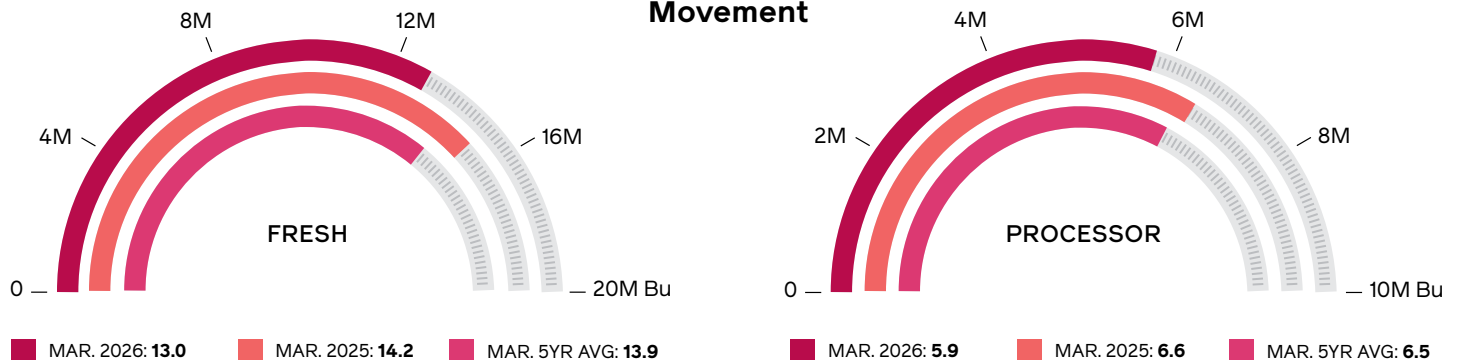
UP  
14% YOY

U.S. processing apple holdings on April 1, 2026 totaled 29 million bushels, 14 percent more than the inventories reported last April and 23 percent more than the April five-year average.

### Holdings



### Movement



# Tables & Figures

## TABLES

Table 1:	USAppleTracker Summary.....	2
Table 2:	U.S. Apple Holdings: State Summary.....	3
Table 3:	U.S. Apple Holdings: Variety Summary.....	3
Table 4:	U.S. Apple Holdings: State History.....	4
Table 5:	U.S. Apple Holdings: Variety History.....	4
Table 6:	U.S. Apple Holdings: Total Detail.....	5
Table 7:	U.S. Apple Holdings: Fresh Detail.....	6
Table 8:	U.S. Apple Holdings: Processing Detail.....	7
Table 9:	U.S. Apple Movement: State Summary.....	8
Table 10:	U.S. Apple Movement: Variety Summary.....	8
Table 11:	U.S. Apple Movement: State History.....	9
Table 12:	U.S. Apple Movement: Variety History.....	9
Table 13:	U.S. Apple Performance: Variety Detail.....	10
Table 14:	European Apple Holdings: Country Summary.....	12
Table 15:	European Apple Holdings: Variety Summary.....	12

## FIGURES

Figure 1:	U.S. Fresh Apple Exports.....	11
Figure 2:	U.S. Fresh Apple Imports.....	11
Figure 3:	U.S. Fresh Apple Net Trade: Crop YTD.....	11
Figure 4:	U.S. Apple Juice Concentrate Net Trade: Crop YTD.....	11

**Table 1:**  
**USAppleTracker**  
**Summary**  
(Millions of 42-lb Bushels)

APRIL 2026		2025/26	2024/25	5-YR AVERAGE
<b>Total Holdings</b>		<b>89.3</b>	<b>91.9</b>	<b>81.6</b>
By Use	Fresh	60.1	66.3	57.9
	Processing	29.2	25.6	23.8
By Storage Type	Regular	20.8	20.9	17.5
	CA	68.6	71.0	64.1
<b>Total Movement (prior month)</b>		<b>(18.9)</b>	<b>(20.8)</b>	<b>(20.4)</b>
By Use	Fresh	(13.0)	(14.2)	(13.9)
	Processing	(5.9)	(6.6)	(6.5)
By Storage Type	Regular	(5.0)	(5.0)	(4.8)
	CA	(13.8)	(15.8)	(15.7)



**Table 2: U.S. Apple Holdings: State Summary (42-lb Bushels)**

APRIL 2026	TOTAL		FRESH		PROCESSING	
	REGULAR	CONTROLLED ATMOSPHERE	REGULAR	CONTROLLED ATMOSPHERE	REGULAR	CONTROLLED ATMOSPHERE
<b>United States</b>	<b>20,763,748</b>	<b>68,565,350</b>	<b>14,130,065</b>	<b>45,961,071</b>	<b>6,633,683</b>	<b>22,604,278</b>
California	24,809	72,222	0	43,868	24,809	28,353
Connecticut	4,301	16,461	4,280	14,563	21	1,898
Idaho	0	0	0	0	0	0
Indiana	12,601	6,694	11,420	0	1,181	6,694
Maryland	60,005	157,425	19,300	22,561	40,705	134,864
Massachusetts	19,308	3,544	19,308	3,544	0	0
Michigan	0	3,066,000	0	1,236,000	0	1,830,000
North Carolina	129,460	101,688	1,181	43,514	128,279	58,174
New Hampshire	8,708	1,895	8,708	1,895	0	0
New York	2,353,329	5,474,309	430,936	2,521,039	1,922,393	2,953,270
Ohio	23,222	21,928	23,222	20,977	0	951
Oregon	64,954	452,132	19,270	311,438	45,684	140,694
Pennsylvania	319,290	1,661,926	67,404	890,720	251,886	771,206
Virginia	148,034	429,504	76,070	65,107	71,965	364,397
Washington	17,589,425	57,032,480	13,442,666	40,746,858	4,146,759	16,285,622
West Virginia	6,301	67,142	6,301	38,985	0	28,156
Other States	0	0	0	0	(0)	0

Other States include Delaware, Maine, Utah, Wisconsin and any other suppressed (S) state data.

**Table 3: U.S. Apple Holdings: Variety Summary (42-lb Bushels)**

APRIL 2026	TOTAL		FRESH		PROCESSING	
	REGULAR	CONTROLLED ATMOSPHERE	REGULAR	CONTROLLED ATMOSPHERE	REGULAR	CONTROLLED ATMOSPHERE
<b>Total Varieties</b>	<b>20,763,748</b>	<b>68,565,350</b>	<b>14,130,065</b>	<b>45,961,071</b>	<b>6,633,683</b>	<b>22,604,278</b>
Ambrosia	585,165	904,494	286,871	436,661	298,294	467,833
Cortland	36,931	205,682	25,441	35,789	11,490	169,893
Cosmic Crisp ®	3,731,397	6,840,984	3,245,792	5,214,208	485,605	1,626,776
Empire	133,288	420,637	56,578	176,231	76,710	244,406
Envy ®	1,016,670	972,426	784,989	722,630	231,681	249,796
Fuji	1,476,438	5,400,650	1,162,009	4,223,375	314,429	1,177,275
Gala	951,820	9,509,790	718,842	7,550,260	232,979	1,959,530
Golden Delicious	1,004,913	3,673,782	518,544	1,821,930	486,369	1,851,852
Granny Smith	2,357,006	9,899,260	1,578,860	7,354,673	778,146	2,544,587
Honeycrisp	2,221,058	9,825,090	1,286,275	5,048,808	934,783	4,776,282
Idared	457,476	1,135,045	1,278	22,633	456,198	1,112,412
Jonathan	47	67,074	47	17,106	(0)	49,968
McIntosh	169,256	540,986	149,184	113,518	20,072	427,469
Mutsu/Crispin	101,443	135,421	2,371	9,065	99,072	126,356
Newtown Pippin	24,829	24,848	0	16,925	24,829	7,923
Pink Lady/Cripps Pink	3,253,143	3,836,190	2,771,523	3,042,738	481,621	793,452
Red Delicious	1,234,314	9,064,420	900,146	7,336,774	334,168	1,727,646
Rome	798,603	1,104,611	13,953	13,433	784,651	1,091,179
Rome Sport	0	15,303	0	15,303	0	0
Spartan	354	119,638	354	72,085	(0)	47,553
Stayman	5,542	10,188	4,568	616	974	9,573
York	74,848	503,044	1,006	23,694	73,842	479,351
Other Varieties	1,129,205	4,355,785	621,434	2,692,618	507,771	1,663,167



**Table 4:**  
**U.S. Apple Holdings:**  
**State History**  
 (42-lb Bushels)

APRIL 2026	TOTAL			FRESH			PROCESSING		
	2025/26	2024/25	5-YR AVERAGE	2025/26	2024/25	5-YR AVERAGE	2025/26	2024/25	5-YR AVERAGE
<b>United States</b>	<b>89,329,098</b>	<b>91,902,848</b>	<b>81,616,083</b>	<b>60,091,137</b>	<b>66,316,870</b>	<b>57,864,085</b>	<b>29,237,961</b>	<b>25,585,978</b>	<b>23,751,998</b>
California	97,030	118,396	128,705	43,868	53,528	63,182	53,162	64,868	65,523
Connecticut	20,762	16,065	21,118	18,843	14,108	16,992	1,919	1,957	4,126
Idaho	0	52,380	47,173	0	52,380	37,080	0	0	10,093
Indiana	19,296	23,545	22,138	11,420	13,935	13,102	7,876	9,610	9,036
Maryland	217,430	32,480	177,108	41,861	23,560	67,525	175,569	8,920	109,583
Massachusetts	22,852	20,265	22,470	22,852	19,945	22,286	0	320	184
Michigan	3,066,000	3,364,000	3,421,200	1,236,000	1,687,000	1,797,600	1,830,000	1,677,000	1,623,600
North Carolina	231,148	315,706	242,637	44,695	54,537	65,079	186,453	261,169	177,558
New Hampshire	10,603	10,731	3,968	10,603	10,731	3,685	0	0	283
New York	7,827,638	6,925,988	6,079,240	2,951,975	2,746,411	2,725,500	4,875,663	4,179,577	3,353,740
Ohio	45,150	36,765	30,451	44,199	35,606	28,444	951	1,160	2,007
Oregon	517,086	748,592	626,605	330,708	546,300	456,626	186,378	202,292	169,979
Pennsylvania	1,981,216	1,698,148	2,671,012	958,124	620,482	644,867	1,023,092	1,077,666	2,026,145
Virginia	577,539	792,071	1,017,910	141,177	171,702	174,144	436,362	620,368	843,766
Washington	74,621,905	77,628,571	66,970,460	54,189,524	60,182,857	51,685,873	20,432,381	17,445,714	15,284,587
West Virginia	73,442	89,614	123,047	45,286	55,258	51,956	28,156	34,356	71,091
Other States	0	29,530	10,843	0	28,530	10,145	(0)	1,000	698

Other States include Delaware, Maine, Utah, Wisconsin and any other suppressed (S) state data.

**Table 5:**  
**U.S. Apple Holdings:**  
**Variety History**  
 (42-lb Bushels)

APRIL 2026	TOTAL			FRESH			PROCESSING		
	2025/26	2024/25	5-YR AVERAGE	2025/26	2024/25	5-YR AVERAGE	2025/26	2024/25	5-YR AVERAGE
<b>Total Varieties</b>	<b>89,329,098</b>	<b>91,902,848</b>	<b>81,616,083</b>	<b>60,091,137</b>	<b>66,316,870</b>	<b>57,864,085</b>	<b>29,237,961</b>	<b>25,585,978</b>	<b>23,751,998</b>
Ambrosia	1,489,659	1,886,435	1,377,965	723,532	1,628,646	1,131,180	766,127	257,789	246,785
Cortland	242,613	291,174	253,520	61,230	58,399	67,324	181,383	232,774	186,196
Cosmic Crisp ®	10,572,381	9,839,048	4,906,704	8,460,000	7,772,381	3,891,085	2,112,381	2,066,667	1,015,619
Empire	553,925	340,671	466,656	232,809	213,547	350,909	321,116	127,124	115,747
Envy ®	1,989,096	2,178,095	677,333	1,507,619	1,766,667	571,429	481,477	411,429	105,905
Fuji	6,877,088	7,975,377	8,134,444	5,385,384	6,378,616	6,326,955	1,491,704	1,596,761	1,807,489
Gala	10,461,611	13,397,305	12,154,965	8,269,102	10,822,750	9,922,386	2,192,508	2,574,555	2,232,579
Golden Delicious	4,678,695	4,924,858	4,871,673	2,340,473	2,639,910	2,430,050	2,338,221	2,284,949	2,441,622
Granny Smith	12,256,266	10,867,212	9,630,559	8,933,533	8,360,440	7,373,188	3,322,733	2,506,772	2,257,370
Honeycrisp	12,046,148	7,901,490	9,728,095	6,335,082	4,757,694	5,968,916	5,711,066	3,143,796	3,759,178
Idared	1,592,521	1,432,813	1,190,977	23,911	13,751	60,554	1,568,609	1,419,062	1,130,423
Jonathan	67,121	106,332	116,062	17,153	22,710	35,337	49,968	83,621	80,726
McIntosh	710,242	974,936	926,386	262,701	459,340	458,661	447,541	515,596	467,725
Mutsu/Crispin	236,864	319,358	272,827	11,436	12,666	22,768	225,428	306,693	250,059
Newtown Pippin	49,677	60,592	65,213	16,925	20,652	26,537	32,752	39,939	38,676
Pink Lady/Cripps Pink	7,089,333	8,519,648	5,897,879	5,814,260	6,896,235	4,761,943	1,275,073	1,623,413	1,135,936
Red Delicious	10,298,734	13,083,410	12,947,489	8,236,920	10,791,959	10,669,014	2,061,814	2,291,451	2,278,475
Rome	1,903,215	1,654,952	1,705,572	27,386	44,624	91,251	1,875,829	1,610,328	1,614,321
Rome Sport	15,303	33,740	27,253	15,303	33,715	16,231	0	25	11,022
Spartan	119,992	158,913	126,805	72,440	89,172	100,864	47,553	69,741	25,941
Stayman	15,731	20,819	44,520	5,184	7,635	6,202	10,546	13,184	38,317
York	577,893	617,708	915,804	24,700	29,465	27,144	553,193	588,243	888,660
Other Varieties	5,484,990	5,317,940	5,100,259	3,314,052	3,495,873	3,500,308	2,170,938	1,822,067	1,599,951



**Table 6: U.S. Apple Holdings: Total Detail (42-lb Bushels)**

Other States include Delaware, Maine, Utah, Wisconsin and any other suppressed (S) state data.

APRIL 2026	STORAGE TYPE	US	CA	CT	ID	IN	MD	MA	MI	NC	NH	NY	OH	OR	PA	VA	WA	WV	OTHER STATES
Ambrosia	Total	1,489,659	0	0	0	0	1,593	0	0	0	0	22,254	500	0	9,121	0	1,456,190	0	0
	CA	904,494	0	0	0	0	823	0	0	0	0	20,905	0	0	9,052	0	873,714	0	0
Cortland	Total	242,613	0	1,989	0	0	0	1,435	0	0	1,839	227,552	126	0	1,550	6,546	0	1,575	0
	CA	205,682	0	1,529	0	0	0	0	0	0	686	194,983	47	0	315	6,546	0	1,575	0
Cosmic Crisp ®	Total	10,572,381	0	0	0	0	0	0	0	0	0	0	0	0	0	0	10,572,381	0	0
	CA	6,840,984	0	0	0	0	0	0	0	0	0	0	0	0	0	0	6,840,984	0	0
Empire	Total	553,925	4,883	889	0	0	0	269	142,000	5,710	628	392,465	173	0	2,644	1,901	0	2,363	0
	CA	420,637	4,883	609	0	0	0	0	142,000	5,710	64	263,951	141	0	1,378	1,901	0	0	0
Envy ®	Total	1,989,096	0	0	0	0	0	0	0	0	0	0	0	0	0	1,477	1,987,619	0	0
	CA	972,426	0	0	0	0	0	0	0	0	0	0	0	0	0	0	972,426	0	0
Fuji	Total	6,877,088	2,757	979	0	0	24,070	0	327,000	2,560	295	474,746	3,814	154,300	120,437	15,362	5,747,619	3,150	0
	CA	5,400,650	2,757	539	0	0	17,631	0	327,000	2,560	239	404,985	157	149,908	110,578	8,705	4,374,016	1,575	0
Gala	Total	10,461,611	0	3,361	0	7,876	0	660	368,000	10,632	154	682,597	12,516	7,404	281,095	12,013	9,073,333	1,969	0
	CA	9,509,790	0	3,120	0	6,694	0	0	368,000	10,632	0	624,146	9,573	0	266,950	8,409	8,210,297	1,969	0
Golden Delicious	Total	4,678,695	50,799	920	0	0	52,863	217	367,000	55,566	367	658,514	4,666	0	450,816	135,300	2,891,429	10,239	0
	CA	3,673,782	50,799	640	0	0	26,264	0	367,000	18,018	0	461,432	3,284	0	397,607	110,850	2,227,649	10,239	0
Granny Smith	Total	12,256,266	0	244	0	788	4,577	0	0	0	0	82,007	3,312	102,507	82,853	9,502	11,970,476	0	0
	CA	9,899,260	0	184	0	0	4,577	0	0	0	0	66,620	566	74,118	48,432	2,540	9,702,223	0	0
Honeycrisp	Total	12,046,148	0	0	0	0	1,573	2,137	300,000	0	383	214,775	2,432	73,460	16,420	2,586	11,432,381	0	0
	CA	9,825,090	0	0	0	0	0	788	300,000	0	0	167,145	0	51,996	7,084	0	9,298,077	0	0
Idared	Total	1,592,521	0	1,860	0	0	18,788	0	249,000	0	0	1,312,422	236	0	0	10,214	0	0	0
	CA	1,135,045	0	1,840	0	0	12,540	0	249,000	0	0	861,318	165	0	0	10,182	0	0	0
Jonathan	Total	67,121	0	0	0	0	0	1,969	48,000	0	0	13,758	0	0	3,347	47	0	0	0
	CA	67,074	0	0	0	0	0	1,969	48,000	0	0	13,758	0	0	3,347	0	0	0	0
McIntosh	Total	710,242	0	3,340	0	0	0	12,838	171,000	788	3,470	516,046	456	0	1,067	1,238	0	0	0
	CA	540,986	0	1,920	0	0	0	0	171,000	788	907	364,602	126	0	433	1,212	0	0	0
Mutsu/ Crispin	Total	236,864	0	206	0	0	2,671	30	0	0	1,152	230,751	126	0	0	1,928	0	0	0
	CA	135,421	0	206	0	0	2,671	0	0	0	0	130,748	71	0	0	1,725	0	0	0
Newtown Pippin	Total	49,677	38,592	0	0	0	0	0	0	7,876	0	20	0	0	630	2,560	0	0	0
	CA	24,848	13,783	0	0	0	0	0	0	7,876	0	0	0	0	630	2,560	0	0	0
Pink Lady/ Cripps Pink	Total	7,089,333	0	934	0	0	4,424	788	1,000	11,420	72	110,468	3,000	75,872	40,477	42,078	6,777,143	21,659	0
	CA	3,836,190	0	574	0	0	96	788	1,000	11,420	0	102,284	0	74,382	33,750	42,012	3,548,225	21,659	0
Red Delicious	Total	10,298,734	0	181	0	6,301	31,618	1,191	254,000	8,560	224	488,218	8,265	101,978	230,617	83,234	9,056,190	28,156	0
	CA	9,064,420	0	161	0	0	23,570	0	254,000	8,560	0	368,511	5,951	101,728	214,456	20,778	8,038,548	28,156	0
Rome	Total	1,903,215	0	0	0	3,544	27,016	7	175,000	115,459	0	1,337,458	0	0	152,045	92,686	0	0	0
	CA	1,104,611	0	0	0	0	27,016	0	175,000	24,728	0	651,633	0	0	146,916	79,319	0	0	0
Rome Sport	Total	15,303	0	0	0	0	0	0	0	0	0	13,334	0	0	0	0	0	1,969	0
	CA	15,303	0	0	0	0	0	0	0	0	0	13,334	0	0	0	0	0	1,969	0
Spartan	Total	119,992	0	0	0	0	0	0	0	5,907	0	112,564	0	0	551	970	0	0	0
	CA	119,638	0	0	0	0	0	0	0	5,907	0	112,210	0	0	551	970	0	0	0
Stayman	Total	15,731	0	0	0	788	281	0	0	0	0	788	0	0	920	10,986	0	1,969	0
	CA	10,188	0	0	0	0	0	0	0	0	0	0	0	0	315	9,873	0	0	0
York	Total	577,893	0	0	0	0	15,485	0	0	4,726	0	32,922	0	0	425,536	98,831	0	394	0
	CA	503,044	0	0	0	0	15,384	0	0	4,726	0	31,262	0	0	358,116	93,557	0	0	0
Others	Total	5,484,990	0	5,859	0	0	32,471	1,312	664,000	1,946	2,019	903,977	5,529	1,565	161,091	48,078	3,657,143	0	0
	CA	4,355,785	0	5,139	0	0	26,853	0	664,000	765	0	620,482	1,847	0	62,015	28,364	2,946,319	0	0
Total Varieties	Total	89,329,098	97,030	20,762	0	19,296	217,430	22,852	3,066,000	231,148	10,603	7,827,638	45,150	517,086	1,981,216	577,539	74,621,905	73,442	0
	CA	68,565,350	72,222	16,461	0	6,694	157,425	3,544	3,066,000	101,688	1,895	5,474,309	21,928	452,132	1,661,926	429,504	57,032,480	67,142	0



**Table 7: U.S. Apple Holdings: Fresh Detail (42-lb Bushels)**

Other States include Delaware, Maine, Utah, Wisconsin and any other suppressed (S) state data.

APRIL 2026	STORAGE TYPE	US	CA	CT	ID	IN	MD	MA	MI	NC	NH	NY	OH	OR	PA	VA	WA	WV	OTHER STATES
Ambrosia	Total	723,532	0	0	0	0	0	0	0	0	0	1,530	500	0	9,121	0	712,381	0	0
	CA	436,661	0	0	0	0	0	0	0	0	0	180	0	0	9,052	0	427,429	0	0
Cortland	Total	61,230	0	1,989	0	0	0	1,435	0	0	1,839	52,716	126	0	1,550	0	0	1,575	0
	CA	35,789	0	1,529	0	0	0	0	0	0	686	31,637	47	0	315	0	0	1,575	0
Cosmic Crisp ®	Total	8,460,000	0	0	0	0	0	0	0	0	0	0	0	0	0	0	8,460,000	0	0
	CA	5,214,208	0	0	0	0	0	0	0	0	0	0	0	0	0	0	5,214,208	0	0
Empire	Total	232,809	551	886	0	0	0	269	4,000	4,332	628	215,729	173	0	2,644	1,235	0	2,363	0
	CA	176,231	551	606	0	0	0	0	4,000	4,332	64	163,924	141	0	1,378	1,235	0	0	0
Envy ®	Total	1,507,619	0	0	0	0	0	0	0	0	0	0	0	0	0	0	1,507,619	0	0
	CA	722,630	0	0	0	0	0	0	0	0	0	0	0	0	0	0	722,630	0	0
Fuji	Total	5,385,384	0	977	0	0	6,439	0	269,000	1,969	295	418,274	3,814	109,241	113,200	10,454	4,448,571	3,150	0
	CA	4,223,375	0	537	0	0	0	0	269,000	1,969	239	386,209	157	109,024	108,528	6,402	3,339,735	1,575	0
Gala	Total	8,269,102	0	3,360	0	0	0	660	280,000	9,845	154	661,771	12,516	2,196	276,076	10,144	7,012,381	0	0
	CA	7,550,260	0	3,120	0	0	0	0	280,000	9,845	0	617,855	9,573	0	263,827	6,568	6,359,472	0	0
Golden Delicious	Total	2,340,473	35,441	920	0	0	2,000	217	30,000	788	367	37,429	4,666	0	162,203	22,871	2,033,333	10,239	0
	CA	1,821,930	35,441	640	0	0	0	0	30,000	788	0	31,812	3,284	0	159,522	7,888	1,542,315	10,239	0
Granny Smith	Total	8,933,533	0	244	0	788	0	0	0	0	0	34,644	3,312	58,078	52,073	5,347	8,779,048	0	0
	CA	7,354,673	0	184	0	0	0	0	0	0	0	34,097	566	47,166	48,235	368	7,224,057	0	0
Honeycrisp	Total	6,335,082	0	0	0	0	0	2,137	298,000	0	383	174,124	2,432	26,953	15,132	682	5,815,238	0	0
	CA	5,048,808	0	0	0	0	0	788	298,000	0	0	153,342	0	22,544	6,984	0	4,567,150	0	0
Idared	Total	23,911	0	0	0	0	0	0	10,000	0	0	13,644	236	0	0	32	0	0	0
	CA	22,633	0	0	0	0	0	0	10,000	0	0	12,468	165	0	0	0	0	0	0
Jonathan	Total	17,153	0	0	0	0	0	1,969	1,000	0	0	10,790	0	0	3,347	47	0	0	0
	CA	17,106	0	0	0	0	0	1,969	1,000	0	0	10,790	0	0	3,347	0	0	0	0
McIntosh	Total	262,701	0	3,340	0	0	0	12,838	16,000	591	3,470	224,914	456	0	1,067	26	0	0	0
	CA	113,518	0	1,920	0	0	0	0	16,000	591	907	93,541	126	0	433	0	0	0	0
Mutsu/ Crispin	Total	11,436	0	206	0	0	0	30	0	0	1,152	9,720	126	0	0	203	0	0	0
	CA	9,065	0	206	0	0	0	0	0	0	0	8,788	71	0	0	0	0	0	0
Newtown Pippin	Total	16,925	7,876	0	0	0	0	0	0	6,301	0	0	0	0	630	2,119	0	0	0
	CA	16,925	7,876	0	0	0	0	0	0	6,301	0	0	0	0	630	2,119	0	0	0
Pink Lady/ Cripps Pink	Total	5,814,260	0	934	0	0	2,861	788	1,000	7,876	72	104,767	3,000	55,052	39,849	36,158	5,561,905	0	0
	CA	3,042,738	0	574	0	0	0	788	1,000	7,876	0	100,583	0	54,096	33,750	36,092	2,807,979	0	0
Red Delicious	Total	8,236,920	0	181	0	6,301	30,561	1,191	197,000	3,150	224	377,640	7,314	78,608	218,857	46,551	7,245,714	23,628	0
	CA	7,336,774	0	161	0	0	22,561	0	197,000	3,150	0	329,300	5,000	78,608	205,468	3,361	6,468,537	23,628	0
Rome	Total	27,386	0	0	0	3,544	0	7	5,000	0	0	17,118	0	0	1,222	495	0	0	0
	CA	13,433	0	0	0	0	0	0	5,000	0	0	8,039	0	0	394	0	0	0	0
Rome Sport	Total	15,303	0	0	0	0	0	0	0	0	0	13,334	0	0	0	0	0	1,969	0
	CA	15,303	0	0	0	0	0	0	0	0	0	13,334	0	0	0	0	0	1,969	0
Spartan	Total	72,440	0	0	0	0	0	0	0	3,938	0	67,244	0	0	551	706	0	0	0
	CA	72,085	0	0	0	0	0	0	0	3,938	0	66,890	0	0	551	706	0	0	0
Stayman	Total	5,184	0	0	0	788	0	0	0	0	0	788	0	0	920	720	0	1,969	0
	CA	616	0	0	0	0	0	0	0	0	0	0	0	0	315	301	0	0	0
York	Total	24,700	0	0	0	0	0	0	0	4,726	0	17,327	0	0	2,127	126	0	394	0
	CA	23,694	0	0	0	0	0	0	0	4,726	0	17,327	0	0	1,575	66	0	0	0
Others	Total	3,314,052	0	5,806	0	0	0	1,312	125,000	1,181	2,019	498,474	5,529	580	57,556	3,260	2,613,333	0	0
	CA	2,692,618	0	5,086	0	0	0	0	125,000	0	0	440,922	1,847	0	46,415	0	2,073,347	0	0
Total Varieties	Total	60,091,137	43,868	18,843	0	11,420	41,861	22,852	1,236,000	44,695	10,603	2,951,975	44,199	330,708	958,124	141,177	54,189,524	45,286	0
	CA	45,961,071	43,868	14,563	0	0	22,561	3,544	1,236,000	43,514	1,895	2,521,039	20,977	311,438	890,720	65,107	40,746,858	38,985	0



**Table 8: U.S. Apple Holdings: Processing Detail (42-lb Bushels)**

Other States include Delaware, Maine, Utah, Wisconsin and any other suppressed (S) state data.

APRIL 2026	STORAGE TYPE	US	CA	CT	ID	IN	MD	MA	MI	NC	NH	NY	OH	OR	PA	VA	WA	WV	OTHER STATES
Ambrosia	Total	766,127	0	0	0	0	1,593	0	0	0	0	20,725	0	0	0	0	743,810	0	0
	CA	467,833	0	0	0	0	823	0	0	0	0	20,725	0	0	0	0	446,286	0	0
Cortland	Total	181,383	0	0	0	0	0	0	0	0	0	174,836	0	0	0	6,546	0	0	0
	CA	169,893	0	0	0	0	0	0	0	0	0	163,346	0	0	0	6,546	0	0	0
Cosmic Crisp ®	Total	2,112,381	0	0	0	0	0	0	0	0	0	0	0	0	0	0	2,112,381	0	0
	CA	1,626,776	0	0	0	0	0	0	0	0	0	0	0	0	0	0	1,626,776	0	0
Empire	Total	321,116	4,332	3	0	0	0	0	138,000	1,378	0	176,736	0	0	0	666	0	0	0
	CA	244,406	4,332	3	0	0	0	0	138,000	1,378	0	100,026	0	0	0	666	0	0	0
Envy ®	Total	481,477	0	0	0	0	0	0	0	0	0	0	0	0	0	1,477	480,000	0	0
	CA	249,796	0	0	0	0	0	0	0	0	0	0	0	0	0	0	249,796	0	0
Fuji	Total	1,491,704	2,757	2	0	0	17,631	0	58,000	591	0	56,472	0	45,059	7,237	4,908	1,299,048	0	0
	CA	1,177,275	2,757	2	0	0	17,631	0	58,000	591	0	18,776	0	40,884	2,050	2,303	1,034,281	0	0
Gala	Total	2,192,508	0	1	0	7,876	0	0	88,000	788	0	20,827	0	5,208	5,019	1,869	2,060,952	1,969	0
	CA	1,959,530	0	0	0	6,694	0	0	88,000	788	0	6,290	0	0	3,123	1,840	1,850,825	1,969	0
Golden Delicious	Total	2,338,221	15,358	0	0	0	50,863	0	337,000	54,778	0	621,085	0	0	288,613	112,429	858,095	0	0
	CA	1,851,852	15,358	0	0	0	26,264	0	337,000	17,230	0	429,620	0	0	238,085	102,962	685,334	0	0
Granny Smith	Total	3,322,733	0	0	0	0	4,577	0	0	0	0	47,363	0	44,429	30,780	4,155	3,191,429	0	0
	CA	2,544,587	0	0	0	0	4,577	0	0	0	0	32,523	0	26,952	197	2,172	2,478,166	0	0
Honeycrisp	Total	5,711,066	0	0	0	0	1,573	0	2,000	0	0	40,651	0	46,507	1,288	1,904	5,617,143	0	0
	CA	4,776,282	0	0	0	0	0	0	2,000	0	0	13,803	0	29,452	100	0	4,730,927	0	0
Idared	Total	1,568,609	0	1,860	0	0	18,788	0	239,000	0	0	1,298,779	0	0	0	10,182	0	0	0
	CA	1,112,412	0	1,840	0	0	12,540	0	239,000	0	0	848,850	0	0	0	10,182	0	0	0
Jonathan	Total	49,968	0	0	0	0	0	0	47,000	0	0	2,968	0	0	0	0	0	0	0
	CA	49,968	0	0	0	0	0	0	47,000	0	0	2,968	0	0	0	0	0	0	0
McIntosh	Total	447,541	0	0	0	0	0	0	155,000	197	0	291,133	0	0	0	1,212	0	0	0
	CA	427,469	0	0	0	0	0	0	155,000	197	0	271,060	0	0	0	1,212	0	0	0
Mutsu/ Crispin	Total	225,428	0	0	0	0	2,671	0	0	0	0	221,032	0	0	0	1,725	0	0	0
	CA	126,356	0	0	0	0	2,671	0	0	0	0	121,960	0	0	0	1,725	0	0	0
Newtown Pippin	Total	32,752	30,716	0	0	0	0	0	0	1,575	0	20	0	0	0	441	0	0	0
	CA	7,923	5,907	0	0	0	0	0	0	1,575	0	0	0	0	0	441	0	0	0
Pink Lady/ Cripps Pink	Total	1,275,073	0	0	0	0	1,563	0	0	3,544	0	5,701	0	20,820	628	5,920	1,215,238	21,659	0
	CA	793,452	0	0	0	0	96	0	0	3,544	0	1,701	0	20,286	0	5,920	740,247	21,659	0
Red Delicious	Total	2,061,814	0	0	0	0	1,057	0	57,000	5,410	0	110,579	951	23,370	11,760	36,683	1,810,476	4,529	0
	CA	1,727,646	0	0	0	0	1,009	0	57,000	5,410	0	39,212	951	23,120	8,988	17,417	1,570,011	4,529	0
Rome	Total	1,875,829	0	0	0	0	27,016	0	170,000	115,459	0	1,320,341	0	0	150,823	92,191	0	0	0
	CA	1,091,179	0	0	0	0	27,016	0	170,000	24,728	0	643,594	0	0	146,522	79,319	0	0	0
Rome Sport	Total	0	0	0	0	0	0	0	0	0	0	0	0	0	0	0	0	0	0
	CA	0	0	0	0	0	0	0	0	0	0	0	0	0	0	0	0	0	0
Spartan	Total	47,553	0	0	0	0	0	0	0	1,969	0	45,320	0	0	0	264	0	0	0
	CA	47,553	0	0	0	0	0	0	0	1,969	0	45,320	0	0	0	264	0	0	0
Stayman	Total	10,546	0	0	0	0	281	0	0	0	0	0	0	0	0	10,266	0	0	0
	CA	9,573	0	0	0	0	0	0	0	0	0	0	0	0	0	9,573	0	0	0
York	Total	553,193	0	0	0	0	15,485	0	0	0	0	15,595	0	0	423,409	98,705	0	0	0
	CA	479,351	0	0	0	0	15,384	0	0	0	0	13,935	0	0	356,541	93,491	0	0	0
Others	Total	2,170,938	0	53	0	0	32,471	0	539,000	765	0	405,502	0	985	103,535	44,818	1,043,810	0	0
	CA	1,663,167	0	53	0	0	26,853	0	539,000	765	0	179,560	0	0	15,600	28,364	872,972	0	0
Total Varieties	Total	29,237,961	53,162	1,919	0	7,876	175,569	0	1,830,000	186,453	0	4,875,663	951	186,378	1,023,092	436,362	20,432,381	28,156	0
	CA	22,604,278	28,353	1,898	0	6,694	134,864	0	1,830,000	58,174	0	2,953,270	951	140,694	771,206	364,397	16,285,622	28,156	0



**Table 9: U.S. Apple Movement: State Summary (42-lb Bushels)**

MARCH 2026	TOTAL		FRESH		PROCESSING	
	REGULAR	CONTROLLED ATMOSPHERE	REGULAR	CONTROLLED ATMOSPHERE	REGULAR	CONTROLLED ATMOSPHERE
<b>United States</b>	<b>(5,044,162)</b>	<b>(13,844,349)</b>	<b>(3,058,735)</b>	<b>(9,905,296)</b>	<b>(1,985,427)</b>	<b>(3,939,052)</b>
California	(6,302)	(18,345)	0	(11,143)	(6,302)	(7,202)
Connecticut	(4,357)	(7,313)	(4,232)	(7,355)	(125)	42
Idaho	(48,000)	0	0	0	(48,000)	0
Indiana	(3,201)	(1,700)	(2,901)	0	(300)	(1,700)
Maryland	(28,178)	(39,988)	(17,838)	(5,731)	(10,340)	(34,257)
Massachusetts	(10,492)	(900)	(10,492)	(900)	0	0
Michigan	(699,000)	(803,000)	(194,000)	(619,000)	(505,000)	(184,000)
North Carolina	(41,424)	(25,830)	(8,840)	(11,053)	(32,584)	(14,777)
New Hampshire	(2,212)	(481)	(2,212)	(481)	0	0
New York	(682,675)	(911,970)	(130,242)	(850,354)	(552,433)	(61,616)
Ohio	(43,268)	(10,112)	(43,268)	(9,870)	0	(241)
Oregon	(20,098)	29,556	(15,131)	6,224	(4,966)	23,332
Pennsylvania	(11,188)	(473,485)	(3,212)	(264,289)	(7,976)	(209,196)
Virginia	(22,186)	(119,011)	(19,380)	(24,037)	(2,807)	(94,974)
Washington	(3,389,572)	(11,444,713)	(2,574,978)	(8,097,403)	(814,595)	(3,347,310)
West Virginia	(1,600)	(17,055)	(1,600)	(9,903)	0	(7,152)
Other States	(30,408)	0	(30,408)	0	(0)	0

Notes: Data reported in 42-pound bushels.  
Other States include Delaware, Maine, Utah, Wisconsin and any other suppressed (S) state data.

**Table 10: U.S. Apple Movement: Variety Summary (42-lb Bushels)**

MARCH 2026	TOTAL		FRESH		PROCESSING	
	REGULAR	CONTROLLED ATMOSPHERE	REGULAR	CONTROLLED ATMOSPHERE	REGULAR	CONTROLLED ATMOSPHERE
<b>Total Varieties</b>	<b>(5,044,162)</b>	<b>(13,844,349)</b>	<b>(3,058,735)</b>	<b>(9,905,296)</b>	<b>(1,985,427)</b>	<b>(3,939,052)</b>
Ambrosia	(33,674)	(49,657)	(16,717)	(19,041)	(16,958)	(30,616)
Cortland	(1,285)	(9,433)	(7,972)	(2,800)	6,687	(6,633)
Cosmic Crisp®	(640,830)	(1,202,015)	(536,398)	(861,697)	(104,432)	(340,317)
Empire	(203,685)	(53,561)	(29,063)	(74,843)	(174,622)	21,282
Envy®	(327,027)	(305,447)	(288,679)	(264,310)	(38,349)	(41,137)
Fuji	(414,277)	(1,303,770)	(292,912)	(928,188)	(121,365)	(375,582)
Gala	(367,896)	(2,337,174)	(246,895)	(1,830,200)	(121,001)	(506,974)
Golden Delicious	(484,679)	(678,808)	(121,390)	(397,846)	(363,289)	(280,962)
Granny Smith	(468,992)	(2,040,330)	(398,955)	(1,781,707)	(70,036)	(258,623)
Honeycrisp	(498,776)	(2,072,843)	(256,759)	(969,441)	(242,017)	(1,103,401)
Idared	(209,223)	(64,530)	(4,123)	(1,562)	(205,100)	(62,968)
Jonathan	(2,012)	(19,845)	(1,012)	(4,091)	(1,000)	(15,754)
McIntosh	(59,141)	(175,345)	(51,042)	(143,044)	(8,099)	(32,301)
Mutsu/Crispin	(130,970)	(2,190)	(652)	(1,073)	(130,318)	(1,117)
Newtown Pippin	(6,502)	(6,312)	0	(4,299)	(6,502)	(2,013)
Pink Lady/Cripps Pink	(574,525)	(693,470)	(441,686)	(500,026)	(132,839)	(193,443)
Red Delicious	(244,754)	(1,424,385)	(196,904)	(1,292,178)	(47,849)	(132,207)
Rome	21,623	(80,262)	(7,098)	374	28,721	(80,636)
Rome Sport	0	(590)	0	(590)	0	0
Spartan	(2,770)	(12,527)	(90)	(11,800)	(2,680)	(727)
Stayman	(2,519)	(2,463)	(1,132)	(156)	(1,387)	(2,306)
York	5,023	(133,775)	(115)	(6,018)	5,138	(127,757)
Other Varieties	(397,272)	(1,175,618)	(159,141)	(810,758)	(238,131)	(364,860)

Note: Data reported in 42-pound bushels.



**Table 11:**  
**U.S. Apple Movement:**  
**State History**  
(42-lb Bushels)

MARCH 2026	TOTAL			FRESH			PROCESSING		
	2025/26	2024/25	5-YR AVERAGE	2025/26	2024/25	5-YR AVERAGE	2025/26	2024/25	5-YR AVERAGE
<b>United States</b>	<b>(18,888,511)</b>	<b>(20,836,111)</b>	<b>(20,419,219)</b>	<b>(12,964,031)</b>	<b>(14,237,341)</b>	<b>(13,915,446)</b>	<b>(5,924,480)</b>	<b>(6,598,770)</b>	<b>(6,503,773)</b>
California	(24,647)	(26,766)	(32,149)	(11,143)	(12,101)	(15,829)	(13,504)	(14,665)	(16,321)
Connecticut	(11,670)	(10,526)	(8,857)	(11,587)	(10,484)	(8,759)	(83)	(42)	(98)
Idaho	(48,000)	(88,280)	(69,302)	0	(48,280)	(55,686)	(48,000)	(40,000)	(13,616)
Indiana	(4,901)	(5,323)	(5,498)	(2,901)	(3,150)	(3,254)	(2,001)	(2,173)	(2,244)
Maryland	(68,166)	4,077	(43,976)	(23,569)	(1,012)	(46,514)	(44,597)	5,089	2,538
Massachusetts	(11,393)	(7,973)	(6,796)	(11,393)	(8,293)	(6,687)	0	320	(109)
Michigan	(1,502,000)	(1,683,000)	(1,989,200)	(813,000)	(912,000)	(864,600)	(689,000)	(771,000)	(1,124,600)
North Carolina	(67,254)	(71,372)	(117,643)	(19,893)	(12,329)	(16,104)	(47,361)	(59,043)	(101,538)
New Hampshire	(2,693)	(2,426)	(3,056)	(2,693)	(2,426)	(2,991)	0	0	(65)
New York	(1,594,645)	(1,873,896)	(1,766,083)	(980,597)	(1,037,187)	(1,120,785)	(614,049)	(836,709)	(645,298)
Ohio	(53,380)	(16,403)	(9,193)	(53,139)	(16,141)	(8,687)	(241)	(262)	(506)
Oregon	9,458	(167,339)	(153,686)	(8,907)	(120,252)	(101,951)	18,366	(47,087)	(51,735)
Pennsylvania	(484,673)	(555,098)	(975,668)	(267,501)	(195,563)	(429,333)	(217,172)	(359,535)	(546,335)
Virginia	(141,198)	(239,536)	(165,569)	(43,417)	(39,796)	(56,219)	(97,781)	(199,740)	(109,350)
Washington	(14,834,286)	(16,027,619)	(15,013,655)	(10,672,381)	(11,767,619)	(11,140,578)	(4,161,905)	(4,260,000)	(3,873,077)
West Virginia	(18,655)	(20,259)	(30,801)	(11,503)	(12,492)	(12,904)	(7,152)	(7,767)	(17,897)
Other States	(30,408)	(44,371)	(28,087)	(30,408)	(38,214)	(24,565)	(0)	(6,157)	(3,523)

Notes: Data reported in 42-pound bushels.  
Other States include Delaware, Maine, Utah, Wisconsin and any other suppressed (S) state data.

**Table 12:**  
**U.S. Apple Movement:**  
**Variety History**  
(42-lb Bushels)

MARCH 2026	TOTAL			FRESH			PROCESSING		
	2025/26	2024/25	5-YR AVERAGE	2025/26	2024/25	5-YR AVERAGE	2025/26	2024/25	5-YR AVERAGE
<b>Total Varieties</b>	<b>(18,888,511)</b>	<b>(20,836,111)</b>	<b>(20,419,219)</b>	<b>(12,964,031)</b>	<b>(14,237,341)</b>	<b>(13,915,446)</b>	<b>(5,924,480)</b>	<b>(6,598,770)</b>	<b>(6,503,773)</b>
Ambrosia	(83,332)	(172,422)	(232,620)	(35,758)	(133,357)	(176,750)	(47,574)	(39,065)	(55,870)
Cortland	(10,718)	(79,407)	(85,807)	(10,772)	(38,773)	(44,606)	54	(40,634)	(41,200)
Cosmic Crisp®	(1,842,845)	(1,515,238)	(764,390)	(1,398,095)	(1,336,190)	(652,962)	(444,750)	(179,048)	(111,428)
Empire	(257,246)	(214,881)	(305,657)	(103,906)	(183,019)	(194,543)	(153,340)	(31,862)	(111,114)
Envy®	(632,474)	(588,571)	(243,429)	(552,989)	(488,571)	(212,000)	(79,486)	(100,000)	(31,429)
Fuji	(1,718,047)	(2,179,950)	(2,151,183)	(1,221,100)	(1,560,179)	(1,753,356)	(496,947)	(619,771)	(397,828)
Gala	(2,705,069)	(3,149,602)	(3,248,365)	(2,077,094)	(2,503,512)	(2,654,530)	(627,975)	(646,091)	(593,835)
Golden Delicious	(1,163,487)	(1,295,493)	(1,428,825)	(519,236)	(460,106)	(551,707)	(644,251)	(835,387)	(877,118)
Granny Smith	(2,509,322)	(2,146,722)	(2,158,084)	(2,180,662)	(1,692,033)	(1,606,951)	(328,660)	(454,689)	(551,133)
Honeycrisp	(2,571,619)	(2,518,893)	(2,548,520)	(1,226,200)	(1,404,290)	(1,457,424)	(1,345,419)	(1,114,603)	(1,091,095)
Idared	(273,753)	(399,460)	(347,090)	(5,685)	(70,998)	(23,100)	(268,068)	(328,462)	(323,991)
Jonathan	(21,857)	(29,275)	(42,796)	(5,103)	(12,456)	(14,437)	(16,754)	(16,819)	(28,359)
McIntosh	(234,486)	(282,133)	(340,746)	(194,086)	(175,192)	(228,829)	(40,400)	(106,940)	(111,917)
Mutsu/Crispin	(133,160)	(75,045)	(48,605)	(1,726)	(37,478)	(12,371)	(131,435)	(37,567)	(36,234)
Newtown Pippin	(12,814)	(13,698)	(15,495)	(4,299)	(4,669)	(5,878)	(8,514)	(9,029)	(9,617)
Pink Lady/Cripps Pink	(1,267,995)	(1,411,583)	(1,066,044)	(941,712)	(1,158,747)	(880,204)	(326,283)	(252,836)	(185,840)
Red Delicious	(1,669,139)	(2,450,511)	(2,574,143)	(1,489,083)	(2,122,480)	(2,021,420)	(180,056)	(328,032)	(552,723)
Rome	(58,638)	(440,239)	(472,092)	(6,724)	(65,374)	(27,639)	(51,914)	(374,864)	(444,453)
Rome Sport	(590)	(1,110)	(12,891)	(590)	(641)	(6,049)	0	(469)	(6,842)
Spartan	(15,297)	14,250	(16,433)	(11,890)	(27,830)	(23,942)	(3,407)	42,080	7,509
Stayman	(4,982)	(2,637)	(12,462)	(1,288)	(283)	(1,218)	(3,693)	(2,354)	(11,244)
York	(128,752)	(167,465)	(185,345)	(6,134)	(6,661)	(7,054)	(122,619)	(160,803)	(178,291)
Other Varieties	(1,572,890)	(1,716,047)	(2,097,567)	(969,899)	(754,524)	(1,342,468)	(602,991)	(961,523)	(755,098)

Note: Data reported in 42-pound bushels.



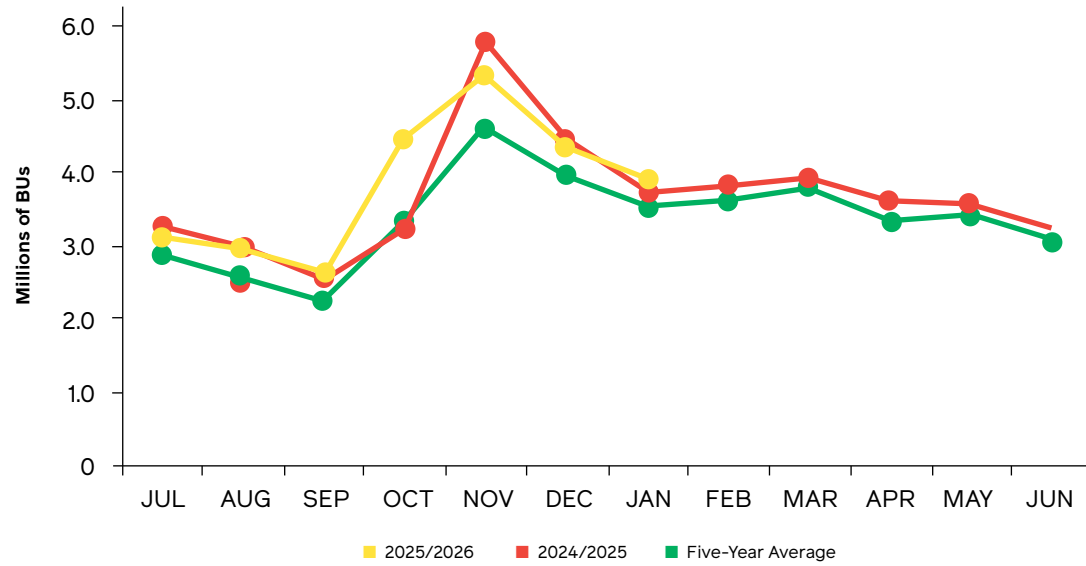
**Table 13: U.S. Apple Performance: Variety Detail**

APRIL 2026	FRESH						PROCESSING					
	REMAINING HOLDINGS			MOVEMENT RATE			REMAINING HOLDINGS			MOVEMENT RATE		
	MARCH 2026	2025/26	2024/25	5-YR AVERAGE	2025/26	2024/25	5-YR AVERAGE	2025/26	2024/25	5-YR AVERAGE	2025/26	2024/25
<b>Total Varieties</b>	<b>45%</b>	<b>51%</b>	<b>48%</b>	<b>18%</b>	<b>18%</b>	<b>19%</b>	<b>56%</b>	<b>55%</b>	<b>52%</b>	<b>17%</b>	<b>21%</b>	<b>21%</b>
Ambrosia	47%	58%	53%	5%	8%	14%	61%	59%	63%	6%	13%	18%
Cortland	33%	23%	26%	15%	40%	40%	38%	64%	51%	0%	15%	18%
Cosmic Crisp ®	58%	66%	66%	14%	15%	14%	57%	69%	64%	17%	8%	10%
Empire	29%	23%	32%	31%	46%	36%	37%	19%	21%	32%	20%	49%
Envy ®	34%	42%	35%	27%	22%	27%	31%	514%	254%	14%	20%	23%
Fuji	40%	45%	44%	18%	20%	22%	57%	64%	55%	25%	28%	18%
Gala	40%	44%	43%	20%	19%	21%	44%	59%	47%	22%	20%	21%
Golden Delicious	43%	46%	45%	18%	15%	19%	56%	52%	51%	22%	27%	26%
Granny Smith	48%	52%	50%	20%	17%	18%	71%	56%	56%	9%	15%	20%
Honeycrisp	39%	35%	42%	16%	23%	20%	53%	42%	44%	19%	26%	22%
Idared	37%	33%	54%	19%	84%	28%	66%	72%	63%	15%	19%	22%
Jonathan	32%	27%	35%	23%	35%	29%	30%	39%	38%	25%	17%	26%
McIntosh	26%	39%	37%	42%	28%	33%	46%	55%	54%	8%	17%	19%
Mutsu/Crispin	26%	42%	43%	13%	75%	35%	44%	84%	71%	37%	11%	13%
Newtown Pippin	44%	53%	55%	20%	18%	18%	44%	53%	48%	21%	18%	20%
Pink Lady/Cripps Pink	59%	88%	69%	14%	14%	16%	114%	83%	74%	20%	13%	14%
Red Delicious	47%	56%	55%	15%	16%	16%	72%	60%	60%	8%	13%	20%
Rome	48%	26%	51%	20%	59%	23%	69%	69%	65%	3%	19%	22%
Rome Sport	53%	222%	57%	4%	2%	27%	0%	0%	30%	#DIV/0!	95%	38%
Spartan	55%	53%	78%	14%	24%	19%	53%	95%	139%	7%	-152%	-41%
Stayman	33%	36%	30%	20%	4%	16%	23%	19%	42%	26%	15%	23%
York	45%	53%	50%	20%	18%	21%	50%	38%	59%	18%	21%	17%
Other Varieties	38%	45%	39%	23%	18%	28%	46%	36%	36%	22%	35%	32%

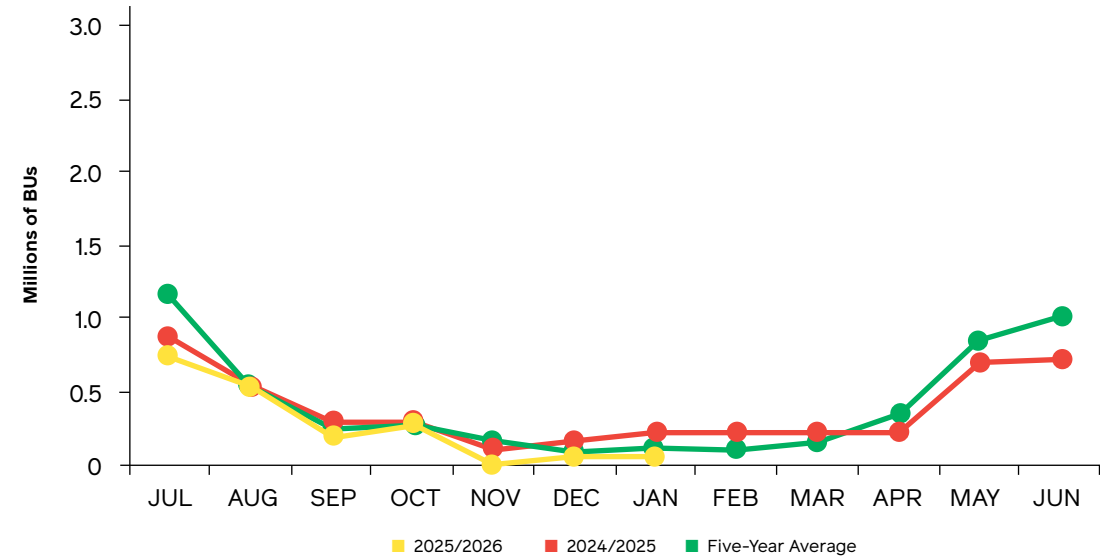
Note: Remaining Holdings is a cumulative metric while Movement Rate is a monthly snapshot. The first will tell you if you are ahead or behind total disposition compared to the same time last year. The second will tell you if the last month's disposition was faster or slower than the disposition in the same month the previous year.



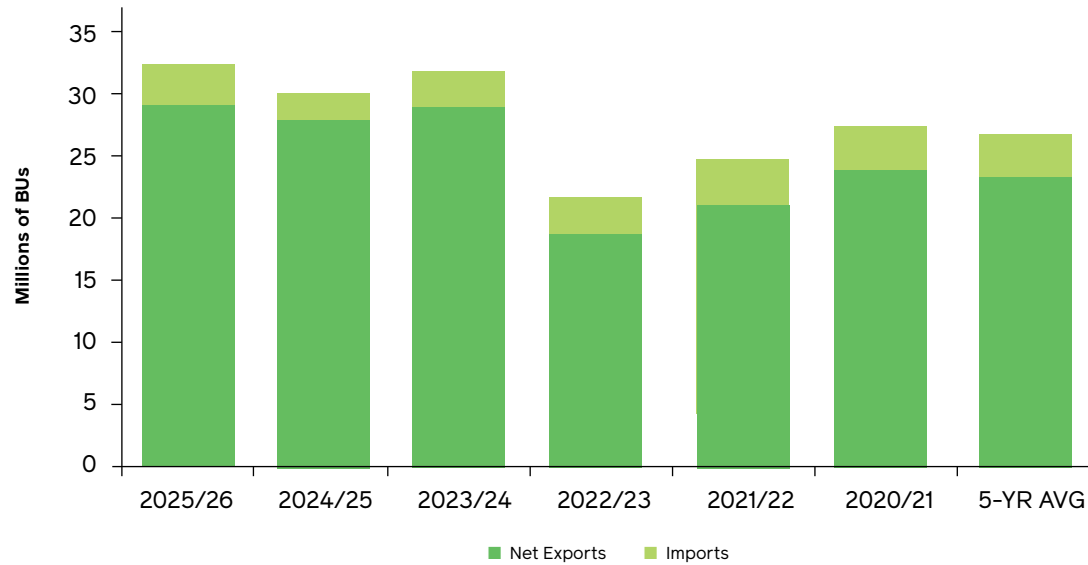
**Figure 1: U.S. Fresh Apple Exports**



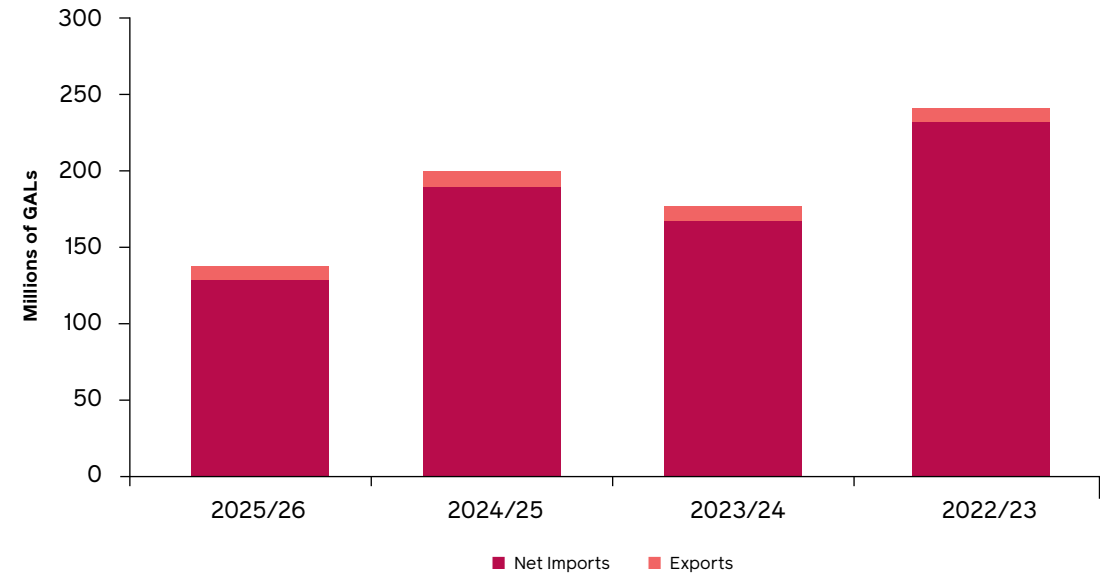
**Figure 2: U.S. Fresh Apple Imports**



**Figure 3: U.S. Fresh Apple Net Trade: Crop YTD**



**Figure 4: U.S. Apple Juice Concentrate Net Trade: Crop YTD**



Sources: USDA, Foreign Agricultural Service, USApple  
 Notes: Crop year data reported from July to June - data lags by two months.  
 Five-year average does not include current crop year.



### Table 14: European Apple Holdings: Country Summary

MARCH 2026	2025/26	2024/25	5-YR AVERAGE	MOVEMENT (PRIOR MO.)
<b>Total Europe</b>	<b>143,973,285</b>	<b>125,712,806</b>	<b>138,919,072</b>	<b>(74,329,613)</b>
Austria	4,268,537	1,909,054	3,437,944	(1,097,030)
Belgium	3,220,229	2,148,170	3,362,773	(2,425,609)
Czech Republic	1,226,976	406,018	1,276,979	(855,917)
Denmark	159,153	279,199	219,601	(249,280)
France	23,065,723	22,130,534	21,217,396	(11,195,382)
Germany	14,037,970	7,911,646	10,125,778	(4,721,246)
Italy	45,838,669	44,996,413	43,274,740	(23,207,982)
Poland	32,754,354	28,870,024	39,399,709	(22,623,600)
Spain	7,040,573	7,666,234	7,151,548	(3,115,587)
Switzerland	2,446,918	2,477,940	2,117,265	(843,635)
The Netherlands	5,698,634	3,574,319	4,259,632	(2,166,925)
United Kingdom	4,215,548	3,343,254	3,075,707	(1,827,420)

Source: The World Apple and Pear Association  
 Note: Data reported in 42-pound bushels.

**DISCLAIMER**

While efforts have been made to ensure the accuracy and reliability of the information contained in this report, all information in this report is provided by the U.S. Apple Association (USApple) "as-is" with no guarantee of completeness, accuracy or timeliness and without warranty of any kind expressed or implied by USApple. Use of such information is voluntary, and reliance on it should only be undertaken after an independent review of its accuracy, completeness and applicability.

© 2026 U.S. Apple Association. Reproduction in whole or in part of the material contained herein is prohibited without prior permission from USApple.

For more information, contact the author of this report, Christopher Gerlach, Director, Industry Analytics at USApple: 7600 Leesburg Pike, Suite 400 East | Falls Church, VA 22043 | 703.442.8850 | usapple.org

### Table 15: European Apple Holdings: Variety Summary

MARCH 2026	2025/26	2024/25	5-YR AVERAGE	MOVEMENT (PRIOR MO.)
<b>Total Varieties</b>	<b>143,973,285</b>	<b>125,712,806</b>	<b>138,919,072</b>	<b>(74,329,613)</b>
Annurca	26,245	26,245	5,249	(761,119)
Boskoop	549,289	156,881	334,067	(623,337)
Braeburn	4,540,012	3,619,699	4,160,699	(1,870,294)
Bramley	222,037	272,900	489,331	(76,689)
Cameo	224,346	202,248	145,977	(97,791)
Cortland	-	-	-	-
Cox Orange	44,250	8,556	28,345	(80,784)
Cripps Pink	10,788,856	8,411,517	6,989,694	(4,797,493)
Elstar	5,211,119	3,212,736	3,532,558	(2,452,643)
Fuji	5,126,453	4,263,191	4,734,442	(2,742,302)
Gala	10,549,507	8,000,041	11,224,648	(10,980,334)
Gloster	635,298	683,327	1,307,854	(420,925)
Golden Delicious	34,201,244	36,239,444	37,770,509	(14,620,707)
Granny Smith	5,801,552	6,447,103	5,828,204	(3,236,725)
Holsteiner Cox	14,907	-	4,063	(51,599)
Idared	7,373,600	5,640,338	7,993,791	(2,950,944)
Jonagold	6,719,100	5,217,947	6,953,319	(2,690,847)
Jonagored	1,306,532	924,741	1,499,521	(546,640)
Jonathan	-	-	-	-
Lobo	-	-	-	-
Morgendurf/imperat	383,919	360,455	445,608	(268,649)
Pinova	3,352,873	2,683,532	3,211,232	(1,931,761)
Red Delicious	2,946,440	4,577,978	5,654,113	(4,649,316)
Red Jonaprince	10,267,147	7,062,224	8,937,359	(3,309,526)
Reinette	1,365,703	1,607,147	1,326,147	(564,562)
Shampion	2,665,491	2,626,332	3,413,833	(1,602,339)
Stayman	-	-	-	-
Spartan	-	-	3,433	-
Other Varieties	29,657,365	23,468,223	22,925,076	(13,002,287)

Source: The World Apple and Pear Association  
 Note: Data reported in 42-pound bushels.

